



**BMA**  
กรุงเทพมหานคร  
BANGKOK METROPOLITAN ADMINISTRATION

# Traffic Statistics in 2021



**Traffic and Transportation Department**  
**Bangkok Metropolitan Administration (BMA)**





# TRAFFIC AND TRANSPORTATION STATISTICS

Traffic and Transportation Department, Bangkok Metropolitan Administration producing traffic statistics book. Since 2003, traffic statistics data have been an invaluable reference tool for students, citizens, stakeholders and researchers who wish to analyze, understand and report on trends and developments at the city, regional and national levels. Traffic statistics books contain information on topics such as: Road networks - Traffic volumes on major roads - The number of passengers on public transport - Road accident - Legally registered vehicle information - Driver's license - Fuel and energy information, etc.

Traffic and Transportation Department, thank you government agencies for providing information. This is an important part of making this book more complete and hope that this book will be of academic benefit. If there are any suggestions that are useful for the preparation of the traffic statistics book. Please notify the Traffic and Transportation Department to improve in the next time.



Traffic and Transportation Department,  
Bangkok Metropolitan Administration

คำขวัญกรุงเทพมหานคร

กรุงเทพฯ ดุจเทพสร้าง  
เมืองศูนย์กลางการปกครอง  
วัด วังงามเรืองรอง  
เมืองหลวงของประเทศไทย





## เพลง "มาร์ช กทม."

กรุงเทพมหานครคู่สยาม  
ตั้งเทวดางมาเสกสรรค์  
กรุงเทพมหานครเขตเมืองหลวง  
ได้ใช้ชื่อเมืองทองเกียรติไถล  
ในดวงตามีเครื่องหมายไว้สำคัญ  
พระหัตถ์ซ้าย อัมรินทร์ทรงขอคชา  
กรุงเทพมหานครเด่นศักดิ์ศรี  
เหล่าประชาร่วมเย็นสุขใจ

ประดับไว้ ส่วนตงาม สมนามนั้น  
สารพันสิ่งเพลิตตาทั่วไป  
ตุงตั้งสรรวงทิพย์วิมานของชาวไทย  
เกิดตราหมายแห่งเมืองนี้มีสืบมา  
องค์อินทร์ทรงเฝ้าวันยามเยื้องท่า  
พระหัตถ์ขวา วชิราวุธคู่หทัย  
จะสิ่งไหนทั้งมวลดีพร้อมนำให้  
บ้านเมืองเราศิวิไลซ์ทั่วถิ่นเอย



# Traffic and Transportation Department

## Secretarial Division

Executives Support Group

General Management Section

Personnel Section

Finance Section

Legal Affairs Group

## Policy and Planning Division

General Affairs Section

Statistic and Research Section

Traffic Information Center

Planning and Evaluation Section

Traffic Academic Section

## Traffic Engineering Division

General Affairs Section

Traffic System Design Division

Planning and Design Section 1

Planning and Design Section 2

Planning and Design Section 3

Traffic Signal Section

Installation and Maintenance Div.

Traffic Sign Section 1

Traffic Sign Section 2

Traffic Sign Section 3

## Traffic Technology System Division

General Affairs Section

Traffic System Center

Traffic Technology Section 1

Traffic Technology Section 2

## Transportation System Office

General Affairs Section

Rail Transportation System Division

Rail System Project Group

Rail System Management Group

Land and Water Transportation System Division

Network Development Group


Land and Water Transportation System Group

Property Management Group

# Contents

	Page
Traffic Volume at the Intersections in Bangkok Metropolis 2021 arranged in orderliness of the date of survey	7
Traffic Volume Statistics on the Major Roads in Bangkok Metropolis between 2014 - 2021	43
Traffic Volume on the Bridge over the Chao Phraya River 2021	53
Number of Vehicles Using Expressways Per Month Fiscal Years 2012 - 2021	55
Average Travel Speed during Rush Hours in the Bangkok Areas from 2017 - 2021	56
Number of The Bangkok BRT passengers from 2014 to 2021	59
Number of The Bangkok Mass Transit System (BTS) passengers (Green Line) from 2014 to 2021	60
Number of The Metropolitan Rapid Transit (MRT Blue Line) passengers from 2014 to 2021	61
Number of The Metropolitan Rapid Transit (MRT Purple Line) passengers from 2016 to 2021	62
Number of The Bangkok Airport Rail Link passengers from 2012 to 2021	63
Number of The Bangkok Mass Transit Authority (BMTA) Passengers Fiscal Years 2014 to 2021	64
Statistics on the number of newly registered cars in Bangkok, 2014 - 2021	65
Statistics on the number of cars registered in Bangkok accumulated as of December 31, 2014 - 2021	66
Statistics on the number of traffic accidents in Bangkok 2014 - 2021	67
Statistics on the number of traffic accidents in Bangkok 2014 - 2021 Classified by Vehicle Type	68

# **Traffic and Transportation Statistics**



Traffic Volume at the Intersections in Bangkok Metropolis 2021

arranged in orderliness of the date of survey

No.	Name of Intersections	Road/Soi	Period	Total Volume		
				per period	per road	Total
1	Si Kak Phraya Si (4 Jan 2021)	Ban Mo	Morning Rush Hours (7.00 - 9.00 a.m.)	341	2,637	11,572
			Off - peak Hours (9.00 a.m. - 4.00 p.m.)	1,563		
			Evening Rush Hours (4.00 - 7.00 p.m.)	733		
		Charoen Krung	Morning Rush Hours (7.00 - 9.00 a.m.)	1,560	8,935	
			Off - peak Hours (9.00 a.m. - 4.00 p.m.)	5,146		
			Evening Rush Hours (4.00 - 7.00 p.m.)	2,229		
2	Pibulsongkram (5 Jan 2021)	Pracharat sai 1	Morning Rush Hours (7.00 - 9.00 a.m.)	4,803	18,047	42,075
			Off - peak Hours (9.00 a.m. - 4.00 p.m.)	9,824		
			Evening Rush Hours (4.00 - 7.00 p.m.)	3,420		
		Pibulsongkram	Morning Rush Hours (7.00 - 9.00 a.m.)	1,568	9,833	
			Off - peak Hours (9.00 a.m. - 4.00 p.m.)	5,911		
			Evening Rush Hours (4.00 - 7.00 p.m.)	2,354		
Wong Sawang	Morning Rush Hours (7.00 - 9.00 a.m.)	2,039	14,195			
	Off - peak Hours (9.00 a.m. - 4.00 p.m.)	7,782				
	Evening Rush Hours (4.00 - 7.00 p.m.)	4,374				
3	Phet Phra Ram (6 Jan 2021)	Banthat Thong	Morning Rush Hours (7.00 - 9.00 a.m.)	894	5,400	51,420
			Off - peak Hours (9.00 a.m. - 4.00 p.m.)	3,157		
			Evening Rush Hours (4.00 - 7.00 p.m.)	1,349		
		Phetchaburi	Morning Rush Hours (7.00 - 9.00 a.m.)	9,025	46,020	
			Off - peak Hours (9.00 a.m. - 4.00 p.m.)	25,638		
			Evening Rush Hours (4.00 - 7.00 p.m.)	11,357		
4	Surasak (7 Jan 2021)	Mahesak	Morning Rush Hours (7.00 - 9.00 a.m.)	1,416	9,723	38,271
			Off - peak Hours (9.00 a.m. - 4.00 p.m.)	6,090		
			Evening Rush Hours (4.00 - 7.00 p.m.)	2,217		
		Si Lom	Morning Rush Hours (7.00 - 9.00 a.m.)	5,169	28,548	
			Off - peak Hours (9.00 a.m. - 4.00 p.m.)	16,649		
			Evening Rush Hours (4.00 - 7.00 p.m.)	6,730		
5	Saphan Daeng (8 Jan 2021)	Rama 5	Morning Rush Hours (7.00 - 9.00 a.m.)	771	7,041	31,706
			Off - peak Hours (9.00 a.m. - 4.00 p.m.)	4,329		
			Evening Rush Hours (4.00 - 7.00 p.m.)	1,941		
		Techa Wanit	Morning Rush Hours (7.00 - 9.00 a.m.)	2,380	11,096	
			Off - peak Hours (9.00 a.m. - 4.00 p.m.)	6,381		
			Evening Rush Hours (4.00 - 7.00 p.m.)	2,335		
Thahan	Morning Rush Hours (7.00 - 9.00 a.m.)	1,610	8,254			
	Off - peak Hours (9.00 a.m. - 4.00 p.m.)	4,400				
	Evening Rush Hours (4.00 - 7.00 p.m.)	2,244				
Pradiphat	Morning Rush Hours (7.00 - 9.00 a.m.)	818	5,315			
	Off - peak Hours (9.00 a.m. - 4.00 p.m.)	2,930				
	Evening Rush Hours (4.00 - 7.00 p.m.)	1,567				
6	Pra Cha Rat (14 Jan 2021)	Pracha Rat sai 1	Morning Rush Hours (7.00 - 9.00 a.m.)	5,909	33,138	42,337
			Off - peak Hours (9.00 a.m. - 4.00 p.m.)	17,792		
			Evening Rush Hours (4.00 - 7.00 p.m.)	9,437		
		Wong Sawang	Morning Rush Hours (7.00 - 9.00 a.m.)	1,491	9,199	
			Off - peak Hours (9.00 a.m. - 4.00 p.m.)	5,484		
			Evening Rush Hours (4.00 - 7.00 p.m.)	2,224		
7	Si Sao Thewet (15 Jan 2021)	Samsen	Morning Rush Hours (7.00 - 9.00 a.m.)	1,787	9,112	12,726
			Off - peak Hours (9.00 a.m. - 4.00 p.m.)	5,371		
			Evening Rush Hours (4.00 - 7.00 p.m.)	1,954		
		Si Ayutthaya	Morning Rush Hours (7.00 - 9.00 a.m.)	716	3,614	
			Off - peak Hours (9.00 a.m. - 4.00 p.m.)	2,018		
			Evening Rush Hours (4.00 - 7.00 p.m.)	880		



Traffic Volume at the Intersections in Bangkok Metropolis 2021

arranged in orderliness of the date of survey

No.	Name of Intersections	Road/Soi	Period	Total Volume		
				per period	per road	Total
8	Sutthisan - Vibhavadi Rangsit (18 Jan 2021)	Vibhavadi Rangsit	Morning Rush Hours (7.00 - 9.00 a.m.)	4,588	28,584	50,529
			Off - peak Hours (9.00 a.m. - 4.00 p.m.)	16,966		
			Evening Rush Hours (4.00 - 7.00 p.m.)	7,030		
		Sutthisan	Morning Rush Hours (7.00 - 9.00 a.m.)	3,793	21,945	
Off - peak Hours (9.00 a.m. - 4.00 p.m.)	12,087					
Evening Rush Hours (4.00 - 7.00 p.m.)	6,065					
9	Keshakomala (19 Jan 2021)	Rama 5	Morning Rush Hours (7.00 - 9.00 a.m.)	3,257	14,946	21,979
			Off - peak Hours (9.00 a.m. - 4.00 p.m.)	8,091		
			Evening Rush Hours (4.00 - 7.00 p.m.)	3,598		
		Amnuay Songkhram	Morning Rush Hours (7.00 - 9.00 a.m.)	651	3,719	
		Off - peak Hours (9.00 a.m. - 4.00 p.m.)	2,412			
		Evening Rush Hours (4.00 - 7.00 p.m.)	656			
Set Siri	Morning Rush Hours (7.00 - 9.00 a.m.)	468	3,314			
Off - peak Hours (9.00 a.m. - 4.00 p.m.)	1,877					
Evening Rush Hours (4.00 - 7.00 p.m.)	969					
10	Sutthisan (20 Jan 2021)	Ratchadaphisek	Morning Rush Hours (7.00 - 9.00 a.m.)	3,523	19,349	34,175
			Off - peak Hours (9.00 a.m. - 4.00 p.m.)	11,139		
			Evening Rush Hours (4.00 - 7.00 p.m.)	4,687		
		Sutthisan Winitchai	Morning Rush Hours (7.00 - 9.00 a.m.)	2,567	14,826	
Off - peak Hours (9.00 a.m. - 4.00 p.m.)	8,529					
Evening Rush Hours (4.00 - 7.00 p.m.)	3,730					
11	Pathum Wan (21 Jan 2021)	Phaya Thai	Morning Rush Hours (7.00 - 9.00 a.m.)	4,591	28,488	50,540
			Off - peak Hours (9.00 a.m. - 4.00 p.m.)	16,769		
			Evening Rush Hours (4.00 - 7.00 p.m.)	7,128		
		Rama 1	Morning Rush Hours (7.00 - 9.00 a.m.)	3,031	22,052	
Off - peak Hours (9.00 a.m. - 4.00 p.m.)	12,117					
Evening Rush Hours (4.00 - 7.00 p.m.)	6,904					
12	Khlong San (25 Jan 2021)	Charoen Nakhon	Morning Rush Hours (7.00 - 9.00 a.m.)	1,183	7,360	21,389
			Off - peak Hours (9.00 a.m. - 4.00 p.m.)	4,437		
			Evening Rush Hours (4.00 - 7.00 p.m.)	1,740		
		Somdet Chao Phraya	Morning Rush Hours (7.00 - 9.00 a.m.)	672	5,288	
		Off - peak Hours (9.00 a.m. - 4.00 p.m.)	3,230			
		Evening Rush Hours (4.00 - 7.00 p.m.)	1,386			
Lat Ya	Morning Rush Hours (7.00 - 9.00 a.m.)	1,394	8,741			
Off - peak Hours (9.00 a.m. - 4.00 p.m.)	5,186					
Evening Rush Hours (4.00 - 7.00 p.m.)	2,161					
13	Seri Thai - Navataneer (26 Jan 2021)	Seri Thai	Morning Rush Hours (7.00 - 9.00 a.m.)	7,742	42,533	43,586
			Off - peak Hours (9.00 a.m. - 4.00 p.m.)	24,168		
			Evening Rush Hours (4.00 - 7.00 p.m.)	10,623		
		entrance to Navataneer Village	Morning Rush Hours (7.00 - 9.00 a.m.)	220	668	
		Off - peak Hours (9.00 a.m. - 4.00 p.m.)	243			
		Evening Rush Hours (4.00 - 7.00 p.m.)	205			
Soi Seri Thai 38	Morning Rush Hours (7.00 - 9.00 a.m.)	93	385			
Off - peak Hours (9.00 a.m. - 4.00 p.m.)	192					
Evening Rush Hours (4.00 - 7.00 p.m.)	100					
14	Anamai Ngam Charoen - Thian Thale 7 (27 Jan 2021)	Anamai Ngam Charoen	Morning Rush Hours (7.00 - 9.00 a.m.)	2,386	12,481	19,046
			Off - peak Hours (9.00 a.m. - 4.00 p.m.)	6,812		
			Evening Rush Hours (4.00 - 7.00 p.m.)	3,283		
		Thian Thale 7	Morning Rush Hours (7.00 - 9.00 a.m.)	985	6,382	
		Off - peak Hours (9.00 a.m. - 4.00 p.m.)	3,776			
		Evening Rush Hours (4.00 - 7.00 p.m.)	1,621			

Traffic Volume at the Intersections in Bangkok Metropolis 2021

arranged in orderliness of the date of survey

No.	Name of Intersections	Road/Soi	Period	Total Volume		
				per period	per road	Total
14	(continued)	Sinthawi Village	Morning Rush Hours (7.00 - 9.00 a.m.)	44	183	
			Off - peak Hours (9.00 a.m. - 4.00 p.m.)	100		
			Evening Rush Hours (4.00 - 7.00 p.m.)	39		
15	Thian Tha Le 7 - Tha Kham 23  (27 Jan 2021)	Soi Tha Kham 23	Morning Rush Hours (7.00 - 9.00 a.m.)	374	3,905	16,802
			Off - peak Hours (9.00 a.m. - 4.00 p.m.)	2,318		
			Evening Rush Hours (4.00 - 7.00 p.m.)	1,213		
	Thian Tha Le 7	Morning Rush Hours (7.00 - 9.00 a.m.)	1,837	12,897		
		Off - peak Hours (9.00 a.m. - 4.00 p.m.)	7,524			
		Evening Rush Hours (4.00 - 7.00 p.m.)	3,536			
16	Lat Phrao - Lat Phrao 15  (28 Jan 2021)	Soi Lat Phrao 15	Morning Rush Hours (7.00 - 9.00 a.m.)	380	2,221	33,433
			Off - peak Hours (9.00 a.m. - 4.00 p.m.)	1,311		
			Evening Rush Hours (4.00 - 7.00 p.m.)	530		
	Lat Phrao	Morning Rush Hours (7.00 - 9.00 a.m.)	4,498	31,212		
		Off - peak Hours (9.00 a.m. - 4.00 p.m.)	18,280			
		Evening Rush Hours (4.00 - 7.00 p.m.)	8,434			
17	Hua Lamphong  (29 Jan 2021)	Rama 4	Morning Rush Hours (7.00 - 9.00 a.m.)	4,570	34,858	41,520
			Off - peak Hours (9.00 a.m. - 4.00 p.m.)	20,921		
			Evening Rush Hours (4.00 - 7.00 p.m.)	9,367		
	Mahapruetharam	Morning Rush Hours (7.00 - 9.00 a.m.)	862	6,662		
		Off - peak Hours (9.00 a.m. - 4.00 p.m.)	3,576			
		Evening Rush Hours (4.00 - 7.00 p.m.)	2,224			
18	Witthayu - Phet  (1 Feb 2021)	Witthayu - Entrance of Expressway	Morning Rush Hours (7.00 - 9.00 a.m.)	3,850	17,481	61,225
			Off - peak Hours (9.00 a.m. - 4.00 p.m.)	9,205		
			Evening Rush Hours (4.00 - 7.00 p.m.)	4,426		
		Soi Phetchaburi 37 - Exit of Expressway	Morning Rush Hours (7.00 - 9.00 a.m.)	1,294	3,602	
			Off - peak Hours (9.00 a.m. - 4.00 p.m.)	1,883		
			Evening Rush Hours (4.00 - 7.00 p.m.)	425		
Phetchaburi	Morning Rush Hours (7.00 - 9.00 a.m.)	8,054	40,142			
	Off - peak Hours (9.00 a.m. - 4.00 p.m.)	22,833				
	Evening Rush Hours (4.00 - 7.00 p.m.)	9,255				
19	Bang Kapi  (2 Feb 2021)	Phuang Siri	Morning Rush Hours (7.00 - 9.00 a.m.)	1,151	6,206	34,936
			Off - peak Hours (9.00 a.m. - 4.00 p.m.)	3,565		
			Evening Rush Hours (4.00 - 7.00 p.m.)	1,490		
		Nawamin	Morning Rush Hours (7.00 - 9.00 a.m.)	1,426	8,295	
			Off - peak Hours (9.00 a.m. - 4.00 p.m.)	5,015		
			Evening Rush Hours (4.00 - 7.00 p.m.)	1,854		
		Lat Phrao	Morning Rush Hours (7.00 - 9.00 a.m.)	1,696	11,342	
			Off - peak Hours (9.00 a.m. - 4.00 p.m.)	6,538		
Seri Thai	Evening Rush Hours (4.00 - 7.00 p.m.)	3,108	9,093			
	Morning Rush Hours (7.00 - 9.00 a.m.)	1,570				
	Off - peak Hours (9.00 a.m. - 4.00 p.m.)	5,280				
20	Lat Bua Khao  (3 Feb 2021)	Min Phatthana	Morning Rush Hours (7.00 - 9.00 a.m.)	3,042	15,989	70,612
			Off - peak Hours (9.00 a.m. - 4.00 p.m.)	8,991		
			Evening Rush Hours (4.00 - 7.00 p.m.)	3,956		
	Ramkhamhaeng	Morning Rush Hours (7.00 - 9.00 a.m.)	10,723	54,623		
		Off - peak Hours (9.00 a.m. - 4.00 p.m.)	29,908			
		Evening Rush Hours (4.00 - 7.00 p.m.)	13,992			

Traffic Volume at the Intersections in Bangkok Metropolis 2021

arranged in orderliness of the date of survey

No.	Name of Intersections	Road/Soi	Period	Total Volume		
				per period	per road	Total
21	Setthakit Village (4 Feb 2021)	Setthakit Village	Morning Rush Hours (7.00 - 9.00 a.m.)	605	3,947	74,620
			Off - peak Hours (9.00 a.m. - 4.00 p.m.)	2,207		
		Evening Rush Hours (4.00 - 7.00 p.m.)	1,135			
		Evening Rush Hours (4.00 - 7.00 p.m.)	17,861			
22	Phuttha Monthon Sai 3 (4 Feb 2021)	Phuttha Monthon Sai 3	Morning Rush Hours (7.00 - 9.00 a.m.)	2,282	12,747	66,907
			Off - peak Hours (9.00 a.m. - 4.00 p.m.)	7,284		
		Evening Rush Hours (4.00 - 7.00 p.m.)	3,181			
		Evening Rush Hours (4.00 - 7.00 p.m.)	13,904			
23	Naradhiwas - Surawong (5 Feb 2021)	Naradhiwas Rajanagarindra	Morning Rush Hours (7.00 - 9.00 a.m.)	1,879	15,438	27,505
			Off - peak Hours (9.00 a.m. - 4.00 p.m.)	7,081		
		Evening Rush Hours (4.00 - 7.00 p.m.)	3,107			
		Evening Rush Hours (4.00 - 7.00 p.m.)	3,365			
24	Si Phraya - Naret (5 Feb 2021)	Si Phraya	Morning Rush Hours (7.00 - 9.00 a.m.)	3,727	20,648	20,648
			Off - peak Hours (9.00 a.m. - 4.00 p.m.)	12,052		
			Evening Rush Hours (4.00 - 7.00 p.m.)	4,869		
			Evening Rush Hours (4.00 - 7.00 p.m.)	4,869		
25	Lasalle (8 Feb 2021)	Sukhumvit	Morning Rush Hours (7.00 - 9.00 a.m.)	9,263	1,678	49,074
			Off - peak Hours (9.00 a.m. - 4.00 p.m.)	26,802		
		Evening Rush Hours (4.00 - 7.00 p.m.)	11,331			
		Evening Rush Hours (4.00 - 7.00 p.m.)	600			
26	Sukhumvit 24 (9 Feb 2021)	Sukhumvit 24	Morning Rush Hours (7.00 - 9.00 a.m.)	610	37,118	41,231
			Off - peak Hours (9.00 a.m. - 4.00 p.m.)	2,113		
		Evening Rush Hours (4.00 - 7.00 p.m.)	1,390			
		Evening Rush Hours (4.00 - 7.00 p.m.)	7,438			
27	Wat Son (10 Feb 2021)	Soi Suk Sawat 35	Morning Rush Hours (7.00 - 9.00 a.m.)	138	68,213	68,864
			Off - peak Hours (9.00 a.m. - 4.00 p.m.)	276		
		Evening Rush Hours (4.00 - 7.00 p.m.)	237			
		Evening Rush Hours (4.00 - 7.00 p.m.)	16,373			
28	Pracha Tham (11 Feb 2021)	Pradit Manutham	Morning Rush Hours (7.00 - 9.00 a.m.)	9,367	17,462	74,874
			Off - peak Hours (9.00 a.m. - 4.00 p.m.)	34,124		
		Evening Rush Hours (4.00 - 7.00 p.m.)	13,921			
		Evening Rush Hours (4.00 - 7.00 p.m.)	4,537			
29	Ratchawat (15 Feb 2021)	Rama 5	Morning Rush Hours (7.00 - 9.00 a.m.)	2,508	7,899	23,319
			Off - peak Hours (9.00 a.m. - 4.00 p.m.)	8,320		
		Evening Rush Hours (4.00 - 7.00 p.m.)	4,592			
		Evening Rush Hours (4.00 - 7.00 p.m.)	2,074			
		Nakhon Chai Si	Morning Rush Hours (7.00 - 9.00 a.m.)	1,417		
			Off - peak Hours (9.00 a.m. - 4.00 p.m.)	4,408		
		Evening Rush Hours (4.00 - 7.00 p.m.)	2,074			
		Evening Rush Hours (4.00 - 7.00 p.m.)	2,074			

Traffic Volume at the Intersections in Bangkok Metropolis 2021

arranged in orderliness of the date of survey

No.	Name of Intersections	Road/Soi	Period	Total Volume		
				per period	per road	Total
30	Chaloem Phao (16 Feb 2021)	Henri Dunant	Morning Rush Hours (7.00 - 9.00 a.m.)	1,267	8,799	32,370
			Off - peak Hours (9.00 a.m. - 4.00 p.m.)	5,607		
		Evening Rush Hours (4.00 - 7.00 p.m.)	1,925			
		Evening Rush Hours (4.00 - 7.00 p.m.)	5,552			
31	Pho Sam Ton (17 Feb 2021)	Itsaraphap	Morning Rush Hours (7.00 - 9.00 a.m.)	3,501	16,503	20,416
			Off - peak Hours (9.00 a.m. - 4.00 p.m.)	9,079		
		Evening Rush Hours (4.00 - 7.00 p.m.)	3,923			
		Evening Rush Hours (4.00 - 7.00 p.m.)	1,043			
32	Chan - Naradhiwas (18 Feb 2021)	Naradhiwas Rajanagarindra	Morning Rush Hours (7.00 - 9.00 a.m.)	6,576	30,985	42,387
			Off - peak Hours (9.00 a.m. - 4.00 p.m.)	16,842		
		Evening Rush Hours (4.00 - 7.00 p.m.)	7,567			
		Evening Rush Hours (4.00 - 7.00 p.m.)	2,791			
33	Pracha Kasem (19 Feb 2021)	Prachathipatai	Morning Rush Hours (7.00 - 9.00 a.m.)	3,914	21,450	31,429
			Off - peak Hours (9.00 a.m. - 4.00 p.m.)	13,171		
		Evening Rush Hours (4.00 - 7.00 p.m.)	4,365			
		Evening Rush Hours (4.00 - 7.00 p.m.)	775			
34	Ratchawong (22 Feb 2021)	Nakhon Ratchasima	Morning Rush Hours (7.00 - 9.00 a.m.)	547	3,131	29,280
			Off - peak Hours (9.00 a.m. - 4.00 p.m.)	1,809		
		Evening Rush Hours (4.00 - 7.00 p.m.)	775			
		Evening Rush Hours (4.00 - 7.00 p.m.)	1,426			
35	Wat Tuek (22 Feb 2021)	Krung Kasem	Morning Rush Hours (7.00 - 9.00 a.m.)	1,150	6,848	30,284
			Off - peak Hours (9.00 a.m. - 4.00 p.m.)	4,272		
		Evening Rush Hours (4.00 - 7.00 p.m.)	1,426			
		Evening Rush Hours (4.00 - 7.00 p.m.)	1,426			
36	Rama 3 - Yan Nawa (23 Feb 2021)	Ratchawong	Morning Rush Hours (7.00 - 9.00 a.m.)	775	7,261	29,280
			Off - peak Hours (9.00 a.m. - 4.00 p.m.)	4,354		
		Evening Rush Hours (4.00 - 7.00 p.m.)	2,132			
		Evening Rush Hours (4.00 - 7.00 p.m.)	4,784			
37	Lat Pla Khao (24 Feb 2021)	Yaowarat	Morning Rush Hours (7.00 - 9.00 a.m.)	3,138	22,019	30,284
			Off - peak Hours (9.00 a.m. - 4.00 p.m.)	14,097		
		Evening Rush Hours (4.00 - 7.00 p.m.)	4,784			
		Evening Rush Hours (4.00 - 7.00 p.m.)	3,771			
38	Rama 3 - Yan Nawa (23 Feb 2021)	Chakkrawat	Morning Rush Hours (7.00 - 9.00 a.m.)	1,485	13,712	30,284
			Off - peak Hours (9.00 a.m. - 4.00 p.m.)	8,456		
		Evening Rush Hours (4.00 - 7.00 p.m.)	3,771			
		Evening Rush Hours (4.00 - 7.00 p.m.)	2,899			
39	Rama 3 - Yan Nawa (23 Feb 2021)	Yaowarat	Morning Rush Hours (7.00 - 9.00 a.m.)	2,899	16,572	35,109
			Off - peak Hours (9.00 a.m. - 4.00 p.m.)	8,822		
		Evening Rush Hours (4.00 - 7.00 p.m.)	4,851			
		Evening Rush Hours (4.00 - 7.00 p.m.)	4,851			
40	Rama 3 - Yan Nawa (23 Feb 2021)	Rama 3	Morning Rush Hours (7.00 - 9.00 a.m.)	6,405	30,313	35,109
			Off - peak Hours (9.00 a.m. - 4.00 p.m.)	16,298		
		Evening Rush Hours (4.00 - 7.00 p.m.)	7,610			
		Evening Rush Hours (4.00 - 7.00 p.m.)	777			
41	Lat Pla Khao (24 Feb 2021)	Yan Nawa	Morning Rush Hours (7.00 - 9.00 a.m.)	777	4,796	71,772
			Off - peak Hours (9.00 a.m. - 4.00 p.m.)	2,514		
		Evening Rush Hours (4.00 - 7.00 p.m.)	1,505			
		Evening Rush Hours (4.00 - 7.00 p.m.)	1,505			
42	Lat Pla Khao (24 Feb 2021)	Lat Pla Khao	Morning Rush Hours (7.00 - 9.00 a.m.)	784	5,538	71,772
			Off - peak Hours (9.00 a.m. - 4.00 p.m.)	3,526		
		Evening Rush Hours (4.00 - 7.00 p.m.)	1,228			
		Evening Rush Hours (4.00 - 7.00 p.m.)	1,228			
43	Lat Pla Khao (24 Feb 2021)	Ram Intra	Morning Rush Hours (7.00 - 9.00 a.m.)	10,079	66,234	71,772
			Off - peak Hours (9.00 a.m. - 4.00 p.m.)	38,318		
		Evening Rush Hours (4.00 - 7.00 p.m.)	17,837			
		Evening Rush Hours (4.00 - 7.00 p.m.)	17,837			

Traffic Volume at the Intersections in Bangkok Metropolis 2021

arranged in orderliness of the date of survey

No.	Name of Intersections	Road/Soi	Period	Total Volume			
				per period	per road	Total	
38	Under Expressway Rama 4 (25 Feb 2021)	Chuea Phloeng	Morning Rush Hours (7.00 - 9.00 a.m.)	2,943	16,508	92,304	
			Off - peak Hours (9.00 a.m. - 4.00 p.m.)	9,379			
			Evening Rush Hours (4.00 - 7.00 p.m.)	4,186			
		Expressway	Morning Rush Hours (7.00 - 9.00 a.m.)	2,153			9,074
			Off - peak Hours (9.00 a.m. - 4.00 p.m.)	5,345			
			Evening Rush Hours (4.00 - 7.00 p.m.)	1,576			
Rama 4	Morning Rush Hours (7.00 - 9.00 a.m.)	9,769	66,722				
	Off - peak Hours (9.00 a.m. - 4.00 p.m.)	38,740					
	Evening Rush Hours (4.00 - 7.00 p.m.)	18,213					
39	Si Wara  (1 Mar 2021)	Si Wara	Morning Rush Hours (7.00 - 9.00 a.m.)	1,315	14,908	22,821	
			Off - peak Hours (9.00 a.m. - 4.00 p.m.)	4,344			
			Evening Rush Hours (4.00 - 7.00 p.m.)	2,254			
		Pracha Uthit	Morning Rush Hours (7.00 - 9.00 a.m.)	2,465			14,908
			Off - peak Hours (9.00 a.m. - 4.00 p.m.)	8,553			
			Evening Rush Hours (4.00 - 7.00 p.m.)	3,890			
40	Dao Khanong  (2 Mar 2021)	Somdet Phra Chao Tak Sin	Morning Rush Hours (7.00 - 9.00 a.m.)	10,879	60,706	67,104	
			Off - peak Hours (9.00 a.m. - 4.00 p.m.)	31,177			
			Evening Rush Hours (4.00 - 7.00 p.m.)	18,650			
		Chom Thong	Morning Rush Hours (7.00 - 9.00 a.m.)	1,343			6,398
			Off - peak Hours (9.00 a.m. - 4.00 p.m.)	3,709			
			Evening Rush Hours (4.00 - 7.00 p.m.)	1,346			
41	Kamphaeng Phet  (3 Mar 2021)	Phahon Yothin	Morning Rush Hours (7.00 - 9.00 a.m.)	10,422	52,975	77,511	
			Off - peak Hours (9.00 a.m. - 4.00 p.m.)	29,736			
			Evening Rush Hours (4.00 - 7.00 p.m.)	12,817			
		Kamphaeng Phet	Morning Rush Hours (7.00 - 9.00 a.m.)	3,312			22,685
			Off - peak Hours (9.00 a.m. - 4.00 p.m.)	13,556			
			Evening Rush Hours (4.00 - 7.00 p.m.)	5,817			
Soi Phahon Yothin 18	Morning Rush Hours (7.00 - 9.00 a.m.)	193	1,851				
	Off - peak Hours (9.00 a.m. - 4.00 p.m.)	1,185					
	Evening Rush Hours (4.00 - 7.00 p.m.)	473					
42	Bang Yi Ruea  (4 Mar 2021)	Thoet Thai	Morning Rush Hours (7.00 - 9.00 a.m.)	1,131	4,850	39,528	
			Off - peak Hours (9.00 a.m. - 4.00 p.m.)	2,606			
			Evening Rush Hours (4.00 - 7.00 p.m.)	1,113			
		Phet Kasem	Morning Rush Hours (7.00 - 9.00 a.m.)	4,066			17,650
			Off - peak Hours (9.00 a.m. - 4.00 p.m.)	9,769			
			Evening Rush Hours (4.00 - 7.00 p.m.)	3,815			
Inthraphithak	Morning Rush Hours (7.00 - 9.00 a.m.)	1,734	17,028				
	Off - peak Hours (9.00 a.m. - 4.00 p.m.)	8,715					
	Evening Rush Hours (4.00 - 7.00 p.m.)	6,579					
43	Sukhothai  (5 Mar 2021)	Rama 5	Morning Rush Hours (7.00 - 9.00 a.m.)	3,269	15,380	33,338	
			Off - peak Hours (9.00 a.m. - 4.00 p.m.)	7,867			
			Evening Rush Hours (4.00 - 7.00 p.m.)	4,244			
		Sukhothai	Morning Rush Hours (7.00 - 9.00 a.m.)	3,024			17,958
			Off - peak Hours (9.00 a.m. - 4.00 p.m.)	10,608			
			Evening Rush Hours (4.00 - 7.00 p.m.)	4,326			
44	Thewakam  (8 Mar 2021)	Nakhon Sawan	Morning Rush Hours (7.00 - 9.00 a.m.)	4,383	21,122	35,169	
			Off - peak Hours (9.00 a.m. - 4.00 p.m.)	11,917			
			Evening Rush Hours (4.00 - 7.00 p.m.)	4,822			
		Krung Kasem	Morning Rush Hours (7.00 - 9.00 a.m.)	2,289			14,047
			Off - peak Hours (9.00 a.m. - 4.00 p.m.)	7,798			
			Evening Rush Hours (4.00 - 7.00 p.m.)	3,960			



Traffic Volume at the Intersections in Bangkok Metropolis 2021

arranged in orderliness of the date of survey

No.	Name of Intersections	Road/Soi	Period	Total Volume			
				per period	per road	Total	
45	Borommarat chachonnani - Ratchaphruek (9 Mar 2021)	Ratchaphruek	Morning Rush Hours (7.00 - 9.00 a.m.)	21,638	123,539	253,545	
			Off - peak Hours (9.00 a.m. - 4.00 p.m.)	72,644			
			Evening Rush Hours (4.00 - 7.00 p.m.)	29,257			
		Borommarat chachonnani	Morning Rush Hours (7.00 - 9.00 a.m.)	22,999			130,006
			Off - peak Hours (9.00 a.m. - 4.00 p.m.)	71,260			
			Evening Rush Hours (4.00 - 7.00 p.m.)	35,747			
46	Entrance of Wat Inthrawat (10 Mar 2021)	Ratchaphruek	Morning Rush Hours (7.00 - 9.00 a.m.)	16,952	107,178	110,182	
			Off - peak Hours (9.00 a.m. - 4.00 p.m.)	63,442			
			Evening Rush Hours (4.00 - 7.00 p.m.)	26,784			
		Inthrawat	Morning Rush Hours (7.00 - 9.00 a.m.)	496			3,004
			Off - peak Hours (9.00 a.m. - 4.00 p.m.)	1,560			
			Evening Rush Hours (4.00 - 7.00 p.m.)	948			
47	Prasert Manukitch - Sukhonthasawat (11 Mar 2021)	Sukhonthasawat	Morning Rush Hours (7.00 - 9.00 a.m.)	3,566	17,290	85,288	
			Off - peak Hours (9.00 a.m. - 4.00 p.m.)	9,918			
			Evening Rush Hours (4.00 - 7.00 p.m.)	3,806			
		Prasert Manukitch	Morning Rush Hours (7.00 - 9.00 a.m.)	10,972			67,998
			Off - peak Hours (9.00 a.m. - 4.00 p.m.)	37,749			
			Evening Rush Hours (4.00 - 7.00 p.m.)	19,277			
48	Bang Rak Hospital (12 Mar 2021)	Soi Saint Louis 9	Morning Rush Hours (7.00 - 9.00 a.m.)	37	188	60,882	
			Off - peak Hours (9.00 a.m. - 4.00 p.m.)	92			
			Evening Rush Hours (4.00 - 7.00 p.m.)	59			
		Soi Sueksa Witthaya	Morning Rush Hours (7.00 - 9.00 a.m.)	411			1,942
			Off - peak Hours (9.00 a.m. - 4.00 p.m.)	1,025			
			Evening Rush Hours (4.00 - 7.00 p.m.)	506			
Sathon	Morning Rush Hours (7.00 - 9.00 a.m.)	11,216	58,752				
	Off - peak Hours (9.00 a.m. - 4.00 p.m.)	34,391					
	Evening Rush Hours (4.00 - 7.00 p.m.)	13,145					
49	Phran Nok - Kanchanaphisek - Kanchanaphisek (15 Mar 2021)	Kanchanaphisek		Morning Rush Hours (7.00 - 9.00 a.m.)	27,262	153,618	197,682
				Off - peak Hours (9.00 a.m. - 4.00 p.m.)	84,784		
				Evening Rush Hours (4.00 - 7.00 p.m.)	41,572		
		Phran Nok - Kanchanaphisek	Morning Rush Hours (7.00 - 9.00 a.m.)	6,509	44,064		
			Off - peak Hours (9.00 a.m. - 4.00 p.m.)	24,973			
			Evening Rush Hours (4.00 - 7.00 p.m.)	12,582			
50	Phran Nok - Kanchanaphisek - Ratchaphruek (16 Mar 2021)	Ratchaphruek	Morning Rush Hours (7.00 - 9.00 a.m.)	17,890		107,192	167,058
			Off - peak Hours (9.00 a.m. - 4.00 p.m.)	59,766			
			Evening Rush Hours (4.00 - 7.00 p.m.)	29,536			
		Phran Nok - Kanchanaphisek	Morning Rush Hours (7.00 - 9.00 a.m.)	10,636	59,866		
			Off - peak Hours (9.00 a.m. - 4.00 p.m.)	33,536			
			Evening Rush Hours (4.00 - 7.00 p.m.)	15,694			
51	Krung Thep Kritha (17 Mar 2021)	Srinagarindra	Morning Rush Hours (7.00 - 9.00 a.m.)	5,205		30,139	48,481
			Off - peak Hours (9.00 a.m. - 4.00 p.m.)	17,410			
			Evening Rush Hours (4.00 - 7.00 p.m.)	7,524			
		Hua Mak	Morning Rush Hours (7.00 - 9.00 a.m.)	1,015	6,106		
			Off - peak Hours (9.00 a.m. - 4.00 p.m.)	3,564			
			Evening Rush Hours (4.00 - 7.00 p.m.)	1,527			
Krung Thep Kritha	Morning Rush Hours (7.00 - 9.00 a.m.)	2,199	12,236				
	Off - peak Hours (9.00 a.m. - 4.00 p.m.)	6,688					
	Evening Rush Hours (4.00 - 7.00 p.m.)	3,349					

Traffic Volume at the Intersections in Bangkok Metropolis 2021

arranged in orderliness of the date of survey

No.	Name of Intersections	Road/Soi	Period	Total Volume			
				per period	per road	Total	
52	Noppahwong  (18 Mar 2021)	Krung Kasem	Morning Rush Hours (7.00 - 9.00 a.m.)	3,947	21,347	32,613	
			Off - peak Hours (9.00 a.m. - 4.00 p.m.)	12,636			
			Evening Rush Hours (4.00 - 7.00 p.m.)	4,764			
		Mittraphan	Morning Rush Hours (7.00 - 9.00 a.m.)	635			
			Off - peak Hours (9.00 a.m. - 4.00 p.m.)	3,838			
			Evening Rush Hours (4.00 - 7.00 p.m.)	1,151			
Luang	Morning Rush Hours (7.00 - 9.00 a.m.)	993					
	Off - peak Hours (9.00 a.m. - 4.00 p.m.)	3,143					
	Evening Rush Hours (4.00 - 7.00 p.m.)	1,506					
53	Phan Fa Lilat  (19 Mar 2021)	Paribatra	Morning Rush Hours (7.00 - 9.00 a.m.)	46	392	42,745	
			Off - peak Hours (9.00 a.m. - 4.00 p.m.)	222			
			Evening Rush Hours (4.00 - 7.00 p.m.)	124			
		Ratchadamnoen Klang	Morning Rush Hours (7.00 - 9.00 a.m.)	4,799	23,322		
			Off - peak Hours (9.00 a.m. - 4.00 p.m.)	13,945			
			Evening Rush Hours (4.00 - 7.00 p.m.)	4,578			
		Parinayok	Morning Rush Hours (7.00 - 9.00 a.m.)	70	238		
			Off - peak Hours (9.00 a.m. - 4.00 p.m.)	113			
			Evening Rush Hours (4.00 - 7.00 p.m.)	55			
		Ratchadamnoen Nok	Morning Rush Hours (7.00 - 9.00 a.m.)	697	3,843		
			Off - peak Hours (9.00 a.m. - 4.00 p.m.)	2,485			
			Evening Rush Hours (4.00 - 7.00 p.m.)	661			
Nakhon Sawan	Morning Rush Hours (7.00 - 9.00 a.m.)	25	347				
	Off - peak Hours (9.00 a.m. - 4.00 p.m.)	163					
	Evening Rush Hours (4.00 - 7.00 p.m.)	159					
Lan Luang	Morning Rush Hours (7.00 - 9.00 a.m.)	1,628	14,603				
	Off - peak Hours (9.00 a.m. - 4.00 p.m.)	9,185					
	Evening Rush Hours (4.00 - 7.00 p.m.)	3,790					
54	Prasert Manukitch - Pradit Manutham  (22 Mar 2021)	Pradit Manutham	Morning Rush Hours (7.00 - 9.00 a.m.)	15,636	93,693	169,549	
			Off - peak Hours (9.00 a.m. - 4.00 p.m.)	54,021			
			Evening Rush Hours (4.00 - 7.00 p.m.)	24,036			
		Prasert Manukitch	Morning Rush Hours (7.00 - 9.00 a.m.)	12,479			75,856
			Off - peak Hours (9.00 a.m. - 4.00 p.m.)	43,102			
			Evening Rush Hours (4.00 - 7.00 p.m.)	20,275			
55	Phloen Chit  (23 Mar 2021)	Witthayu	Morning Rush Hours (7.00 - 9.00 a.m.)	2,375	19,463	58,008	
			Off - peak Hours (9.00 a.m. - 4.00 p.m.)	10,960			
			Evening Rush Hours (4.00 - 7.00 p.m.)	6,128			
		Phloen Chit	Morning Rush Hours (7.00 - 9.00 a.m.)	7,223	38,545		
			Off - peak Hours (9.00 a.m. - 4.00 p.m.)	22,467			
			Evening Rush Hours (4.00 - 7.00 p.m.)	8,855			
56	Talat Khu  (24 Mar 2021)	Liap Wari	Morning Rush Hours (7.00 - 9.00 a.m.)	579	3,002	15,237	
			Off - peak Hours (9.00 a.m. - 4.00 p.m.)	1,529			
			Evening Rush Hours (4.00 - 7.00 p.m.)	894			
		Khu-Khlong Sip	Morning Rush Hours (7.00 - 9.00 a.m.)	526	3,161		
			Off - peak Hours (9.00 a.m. - 4.00 p.m.)	1,733			
			Evening Rush Hours (4.00 - 7.00 p.m.)	902			
		Mit Maitri	Morning Rush Hours (7.00 - 9.00 a.m.)	1,538	9,074		
			Off - peak Hours (9.00 a.m. - 4.00 p.m.)	4,706			
			Evening Rush Hours (4.00 - 7.00 p.m.)	2,830			

Traffic Volume at the Intersections in Bangkok Metropolis 2021

arranged in orderliness of the date of survey

No.	Name of Intersections	Road/Soi	Period	Total Volume		
				per period	per road	Total
57	Set Siri (25 Mar 2021)	Set Siri	Morning Rush Hours (7.00 - 9.00 a.m.)	2,710	14,256	23,436
			Off - peak Hours (9.00 a.m. - 4.00 p.m.)	8,009		
			Evening Rush Hours (4.00 - 7.00 p.m.)	3,537		
		Thoet Damri	Morning Rush Hours (7.00 - 9.00 a.m.)	1,731		
			Off - peak Hours (9.00 a.m. - 4.00 p.m.)	4,878		
			Evening Rush Hours (4.00 - 7.00 p.m.)	2,571		
58	Rong Phayaban Klang (26 Mar 2021)	Suea Pa	Morning Rush Hours (7.00 - 9.00 a.m.)	778	6,720	30,539
			Off - peak Hours (9.00 a.m. - 4.00 p.m.)	4,368		
			Evening Rush Hours (4.00 - 7.00 p.m.)	1,574		
		Yukol 2	Morning Rush Hours (7.00 - 9.00 a.m.)	630		
			Off - peak Hours (9.00 a.m. - 4.00 p.m.)	2,748		
			Evening Rush Hours (4.00 - 7.00 p.m.)	1,270		
		Luang	Morning Rush Hours (7.00 - 9.00 a.m.)	2,542		
			Off - peak Hours (9.00 a.m. - 4.00 p.m.)	11,195		
			Evening Rush Hours (4.00 - 7.00 p.m.)	5,434		
59	Asok (29 Mar 2021)	Ratchadaphisek	Morning Rush Hours (7.00 - 9.00 a.m.)	2,492	17,109	68,799
			Off - peak Hours (9.00 a.m. - 4.00 p.m.)	11,582		
			Evening Rush Hours (4.00 - 7.00 p.m.)	3,035		
		Asok	Morning Rush Hours (7.00 - 9.00 a.m.)	4,370		
			Off - peak Hours (9.00 a.m. - 4.00 p.m.)	11,151		
			Evening Rush Hours (4.00 - 7.00 p.m.)	3,422		
		Sukhumvit	Morning Rush Hours (7.00 - 9.00 a.m.)	6,011		
			Off - peak Hours (9.00 a.m. - 4.00 p.m.)	18,972		
			Evening Rush Hours (4.00 - 7.00 p.m.)	7,764		
60	Chok Chai 4 Soi 54 (30 Mar 2021)	Chok Chai 4	Morning Rush Hours (7.00 - 9.00 a.m.)	1,557	9,584	12,773
			Off - peak Hours (9.00 a.m. - 4.00 p.m.)	5,337		
			Evening Rush Hours (4.00 - 7.00 p.m.)	2,690		
		Chok Chai 4 Soi 51	Morning Rush Hours (7.00 - 9.00 a.m.)	14		
			Off - peak Hours (9.00 a.m. - 4.00 p.m.)	60		
			Evening Rush Hours (4.00 - 7.00 p.m.)	83		
		Chok Chai 4 Soi 54	Morning Rush Hours (7.00 - 9.00 a.m.)	579		
			Off - peak Hours (9.00 a.m. - 4.00 p.m.)	1,815		
			Evening Rush Hours (4.00 - 7.00 p.m.)	638		
61	Ban Ma (1 Apr 2021)	Sriburapha	Morning Rush Hours (7.00 - 9.00 a.m.)	2,732	12,077	43,381
			Off - peak Hours (9.00 a.m. - 4.00 p.m.)	6,163		
			Evening Rush Hours (4.00 - 7.00 p.m.)	3,182		
		Ramkhamhaeng	Morning Rush Hours (7.00 - 9.00 a.m.)	4,808		
			Off - peak Hours (9.00 a.m. - 4.00 p.m.)	18,806		
			Evening Rush Hours (4.00 - 7.00 p.m.)	7,690		
62	Sarasin (2 Apr 2021)	Witthayu	Morning Rush Hours (7.00 - 9.00 a.m.)	6,662	38,175	56,114
			Off - peak Hours (9.00 a.m. - 4.00 p.m.)	22,238		
			Evening Rush Hours (4.00 - 7.00 p.m.)	9,275		
		Sarasin	Morning Rush Hours (7.00 - 9.00 a.m.)	2,377		
			Off - peak Hours (9.00 a.m. - 4.00 p.m.)	7,461		
			Evening Rush Hours (4.00 - 7.00 p.m.)	3,484		

Traffic Volume at the Intersections in Bangkok Metropolis 2021

arranged in orderliness of the date of survey

No.	Name of Intersections	Road/Soi	Period	Total Volume		
				per period	per road	Total
62	(continued)	Soi Ruam Ruedi	Morning Rush Hours (7.00 - 9.00 a.m.)	757	4,617	
			Off - peak Hours (9.00 a.m. - 4.00 p.m.)	2,577		
			Evening Rush Hours (4.00 - 7.00 p.m.)	1,283		
63	Sathu - Chan	Sathu Pradit	Morning Rush Hours (7.00 - 9.00 a.m.)	1,246	6,117	23,381
			Off - peak Hours (9.00 a.m. - 4.00 p.m.)	3,314		
			Evening Rush Hours (4.00 - 7.00 p.m.)	1,557		
	(5 Apr 2021)	Chan	Morning Rush Hours (7.00 - 9.00 a.m.)	2,809	17,264	
			Off - peak Hours (9.00 a.m. - 4.00 p.m.)	10,037		
			Evening Rush Hours (4.00 - 7.00 p.m.)	4,418		
64	Unakan	Unakan	Morning Rush Hours (7.00 - 9.00 a.m.)	1,011	7,182	20,329
			Off - peak Hours (9.00 a.m. - 4.00 p.m.)	4,551		
			Evening Rush Hours (4.00 - 7.00 p.m.)	1,620		
	(7 Apr 2021)	Charoen Krung	Morning Rush Hours (7.00 - 9.00 a.m.)	2,696	13,147	
			Off - peak Hours (9.00 a.m. - 4.00 p.m.)	7,691		
			Evening Rush Hours (4.00 - 7.00 p.m.)	2,760		
65	Phuttha Monthon Sai 2	Soi Phet Kasem 55	Morning Rush Hours (7.00 - 9.00 a.m.)	55	195	89,833
			Off - peak Hours (9.00 a.m. - 4.00 p.m.)	91		
			Evening Rush Hours (4.00 - 7.00 p.m.)	49		
	(8 Apr 2021)	Phuttha Monthon Sai 2	Morning Rush Hours (7.00 - 9.00 a.m.)	1,345	9,521	
			Off - peak Hours (9.00 a.m. - 4.00 p.m.)	5,797		
			Evening Rush Hours (4.00 - 7.00 p.m.)	2,379		
		Phet Kasem	Morning Rush Hours (7.00 - 9.00 a.m.)	13,601	80,117	
			Off - peak Hours (9.00 a.m. - 4.00 p.m.)	46,096		
			Evening Rush Hours (4.00 - 7.00 p.m.)	20,420		
66	Phatthanakan	Srinagarindra	Morning Rush Hours (7.00 - 9.00 a.m.)	8,800	49,350	93,235
			Off - peak Hours (9.00 a.m. - 4.00 p.m.)	28,760		
			Evening Rush Hours (4.00 - 7.00 p.m.)	11,790		
	(9 Apr 2021)	Phatthanakan	Morning Rush Hours (7.00 - 9.00 a.m.)	6,991	43,885	
			Off - peak Hours (9.00 a.m. - 4.00 p.m.)	26,507		
			Evening Rush Hours (4.00 - 7.00 p.m.)	10,387		
67	Pracha Songkhro	Pracha Songkhro	Morning Rush Hours (7.00 - 9.00 a.m.)	2,039	12,071	54,102
			Off - peak Hours (9.00 a.m. - 4.00 p.m.)	6,599		
			Evening Rush Hours (4.00 - 7.00 p.m.)	3,433		
	(16 Apr 2021)	Din Daeng	Morning Rush Hours (7.00 - 9.00 a.m.)	6,816	42,031	
			Off - peak Hours (9.00 a.m. - 4.00 p.m.)	24,584		
			Evening Rush Hours (4.00 - 7.00 p.m.)	10,631		
68	Duan Phloen Chit	Duang Phithak	Morning Rush Hours (7.00 - 9.00 a.m.)	606	2,525	38,381
			Off - peak Hours (9.00 a.m. - 4.00 p.m.)	1,375		
			Evening Rush Hours (4.00 - 7.00 p.m.)	544		
		Entrance of Expressway	Morning Rush Hours (7.00 - 9.00 a.m.)	3,291	9,628	
			Off - peak Hours (9.00 a.m. - 4.00 p.m.)	4,960		
			Evening Rush Hours (4.00 - 7.00 p.m.)	1,377		
	(19 Apr 2021)	Phloen Chit	Morning Rush Hours (7.00 - 9.00 a.m.)	181	1,213	
			Off - peak Hours (9.00 a.m. - 4.00 p.m.)	747		
			Evening Rush Hours (4.00 - 7.00 p.m.)	285		
	Sukhumvit	Morning Rush Hours (7.00 - 9.00 a.m.)	4,869	25,015		
		Off - peak Hours (9.00 a.m. - 4.00 p.m.)	14,263			
		Evening Rush Hours (4.00 - 7.00 p.m.)	5,883			

Traffic Volume at the Intersections in Bangkok Metropolis 2021

arranged in orderliness of the date of survey

No.	Name of Intersections	Road/Soi	Period	Total Volume		
				per period	per road	Total
69	Wisut Kasat (20 Apr 2021)	Prachathipatai	Morning Rush Hours (7.00 - 9.00 a.m.)	1,187	8,036	34,505
			Off - peak Hours (9.00 a.m. - 4.00 p.m.)	4,985		
			Evening Rush Hours (4.00 - 7.00 p.m.)	1,864		
		Wisut Kasat	Morning Rush Hours (7.00 - 9.00 a.m.)	6,376	26,469	
Off - peak Hours (9.00 a.m. - 4.00 p.m.)	15,777					
Evening Rush Hours (4.00 - 7.00 p.m.)	4,316					
70	Saphan on (21 Apr 2021)	Banthat Thong	Morning Rush Hours (7.00 - 9.00 a.m.)	1,517	10,358	13,219
			Off - peak Hours (9.00 a.m. - 4.00 p.m.)	6,380		
			Evening Rush Hours (4.00 - 7.00 p.m.)	2,461		
		Charoen Mueang	Morning Rush Hours (7.00 - 9.00 a.m.)	378	2,861	
Off - peak Hours (9.00 a.m. - 4.00 p.m.)	1,640					
Evening Rush Hours (4.00 - 7.00 p.m.)	843					
71	Na Luang (22 Apr 2021)	Sinthawi Village	Morning Rush Hours (7.00 - 9.00 a.m.)	63	265	30,368
			Off - peak Hours (9.00 a.m. - 4.00 p.m.)	154		
			Evening Rush Hours (4.00 - 7.00 p.m.)	48		
		Pracha Uthit (SB)	Morning Rush Hours (7.00 - 9.00 a.m.)	1,313	10,867	
			Off - peak Hours (9.00 a.m. - 4.00 p.m.)	6,582		
			Evening Rush Hours (4.00 - 7.00 p.m.)	2,972		
		Phuttha Bucha	Morning Rush Hours (7.00 - 9.00 a.m.)	1,696	8,855	
			Off - peak Hours (9.00 a.m. - 4.00 p.m.)	4,991		
Evening Rush Hours (4.00 - 7.00 p.m.)	2,168					
Pracha Uthit (WB)	Morning Rush Hours (7.00 - 9.00 a.m.)	1,886	10,381			
	Off - peak Hours (9.00 a.m. - 4.00 p.m.)	5,859				
	Evening Rush Hours (4.00 - 7.00 p.m.)	2,636				
72	Rama 3 - Ratchada (23 Apr 2021)	Ratchadaphisek	Morning Rush Hours (7.00 - 9.00 a.m.)	2,095	16,224	69,412
			Off - peak Hours (9.00 a.m. - 4.00 p.m.)	9,625		
			Evening Rush Hours (4.00 - 7.00 p.m.)	4,504		
		Rama 3	Morning Rush Hours (7.00 - 9.00 a.m.)	9,138	53,188	
Off - peak Hours (9.00 a.m. - 4.00 p.m.)	30,918					
Evening Rush Hours (4.00 - 7.00 p.m.)	13,132					
73	Pracha Niwet (26 Apr 2021)	Pracha Chuen	Morning Rush Hours (7.00 - 9.00 a.m.)	4,736	23,104	28,259
			Off - peak Hours (9.00 a.m. - 4.00 p.m.)	13,587		
			Evening Rush Hours (4.00 - 7.00 p.m.)	4,781		
		Thetsaban Songkhro	Morning Rush Hours (7.00 - 9.00 a.m.)	800	5,155	
Off - peak Hours (9.00 a.m. - 4.00 p.m.)	2,725					
Evening Rush Hours (4.00 - 7.00 p.m.)	1,630					
74	Charoen Nakhon (27 Apr 2021)	Charoen Nakhon	Morning Rush Hours (7.00 - 9.00 a.m.)	3,788	21,292	28,808
			Off - peak Hours (9.00 a.m. - 4.00 p.m.)	12,451		
			Evening Rush Hours (4.00 - 7.00 p.m.)	5,053		
		Krung Thonburi	Morning Rush Hours (7.00 - 9.00 a.m.)	1,106	7,516	
Off - peak Hours (9.00 a.m. - 4.00 p.m.)	4,186					
Evening Rush Hours (4.00 - 7.00 p.m.)	2,224					
75	Charoen Nakhon Tai (27 Apr 2021)	Charoen Nakhon	Morning Rush Hours (7.00 - 9.00 a.m.)	4,573	26,477	35,797
			Off - peak Hours (9.00 a.m. - 4.00 p.m.)	15,561		
			Evening Rush Hours (4.00 - 7.00 p.m.)	6,343		
		Krung Thonburi	Morning Rush Hours (7.00 - 9.00 a.m.)	1,610	9,320	
Off - peak Hours (9.00 a.m. - 4.00 p.m.)	5,651					
Evening Rush Hours (4.00 - 7.00 p.m.)	2,059					



Traffic Volume at the Intersections in Bangkok Metropolis 2021

arranged in orderliness of the date of survey

No.	Name of Intersections	Road/Soi	Period	Total Volume		
				per period	per road	Total
76	Kasem Rat (28 Apr 2021)	Kasem Rat	Morning Rush Hours (7.00 - 9.00 a.m.)	1,227	6,074	47,517
			Off - peak Hours (9.00 a.m. - 4.00 p.m.)	3,822		
			Evening Rush Hours (4.00 - 7.00 p.m.)	1,025		
		Soi Ari	Morning Rush Hours (7.00 - 9.00 a.m.)	77	764	
			Off - peak Hours (9.00 a.m. - 4.00 p.m.)	439		
			Evening Rush Hours (4.00 - 7.00 p.m.)	248		
Rama 4	Morning Rush Hours (7.00 - 9.00 a.m.)	6,183	40,679			
	Off - peak Hours (9.00 a.m. - 4.00 p.m.)	23,820				
	Evening Rush Hours (4.00 - 7.00 p.m.)	10,676				
77	Wang Hin (29 Apr 2021)	Lad Phrao Wanghin	Morning Rush Hours (7.00 - 9.00 a.m.)	1,561	8,570	25,964
			Off - peak Hours (9.00 a.m. - 4.00 p.m.)	5,128		
			Evening Rush Hours (4.00 - 7.00 p.m.)	1,881		
		Lat Pla Khao	Morning Rush Hours (7.00 - 9.00 a.m.)	985	6,476	
			Off - peak Hours (9.00 a.m. - 4.00 p.m.)	3,727		
			Evening Rush Hours (4.00 - 7.00 p.m.)	1,764		
Sena Nikhom	Morning Rush Hours (7.00 - 9.00 a.m.)	1,584	10,918			
	Off - peak Hours (9.00 a.m. - 4.00 p.m.)	6,232				
	Evening Rush Hours (4.00 - 7.00 p.m.)	3,102				
78	Bang Chan (30 Apr 2021)	Min Phatthana	Morning Rush Hours (7.00 - 9.00 a.m.)	2,292	12,071	45,021
			Off - peak Hours (9.00 a.m. - 4.00 p.m.)	7,367		
			Evening Rush Hours (4.00 - 7.00 p.m.)	2,412		
		Seri Thai	Morning Rush Hours (7.00 - 9.00 a.m.)	5,997	32,950	
			Off - peak Hours (9.00 a.m. - 4.00 p.m.)	18,453		
			Evening Rush Hours (4.00 - 7.00 p.m.)	8,500		
79	Uruphong (3 May 2021)	Rama 6	Morning Rush Hours (7.00 - 9.00 a.m.)	3,153	22,957	49,189
			Off - peak Hours (9.00 a.m. - 4.00 p.m.)	14,237		
			Evening Rush Hours (4.00 - 7.00 p.m.)	5,567		
		Phetchaburi	Morning Rush Hours (7.00 - 9.00 a.m.)	4,091	26,232	
			Off - peak Hours (9.00 a.m. - 4.00 p.m.)	15,950		
			Evening Rush Hours (4.00 - 7.00 p.m.)	6,191		
80	Charoen Rat (5 May 2021)	Charoen Nakhon	Morning Rush Hours (7.00 - 9.00 a.m.)	2,911	16,291	17,106
			Off - peak Hours (9.00 a.m. - 4.00 p.m.)	9,109		
			Evening Rush Hours (4.00 - 7.00 p.m.)	4,271		
		Charoen Rat	Morning Rush Hours (7.00 - 9.00 a.m.)	141	815	
			Off - peak Hours (9.00 a.m. - 4.00 p.m.)	475		
			Evening Rush Hours (4.00 - 7.00 p.m.)	199		
81	Kiak Kai (6 May 2021)	Samsen	Morning Rush Hours (7.00 - 9.00 a.m.)	1,102	10,365	28,941
			Off - peak Hours (9.00 a.m. - 4.00 p.m.)	4,944		
			Evening Rush Hours (4.00 - 7.00 p.m.)	4,319		
		Pracha Rat sai 1	Morning Rush Hours (7.00 - 9.00 a.m.)	2,788	10,524	
			Off - peak Hours (9.00 a.m. - 4.00 p.m.)	5,623		
			Evening Rush Hours (4.00 - 7.00 p.m.)	2,113		
Thahan	Morning Rush Hours (7.00 - 9.00 a.m.)	1,271	8,052			
	Off - peak Hours (9.00 a.m. - 4.00 p.m.)	4,626				
	Evening Rush Hours (4.00 - 7.00 p.m.)	2,155				
82	Fai Chai (7 May 2021)	Charan Sanit Wong	Morning Rush Hours (7.00 - 9.00 a.m.)	4,341	24,217	62,443
			Off - peak Hours (9.00 a.m. - 4.00 p.m.)	13,768		
			Evening Rush Hours (4.00 - 7.00 p.m.)	6,108		
		Phran Nok - Kanchanaphisek	Morning Rush Hours (7.00 - 9.00 a.m.)	3,902	26,384	
			Off - peak Hours (9.00 a.m. - 4.00 p.m.)	15,941		
			Evening Rush Hours (4.00 - 7.00 p.m.)	6,541		

Traffic Volume at the Intersections in Bangkok Metropolis 2021

arranged in orderliness of the date of survey

No.	Name of Intersections	Road/Soi	Period	Total Volume		
				per period	per road	Total
82	(continued)	Phran Nok	Morning Rush Hours (7.00 - 9.00 a.m.)	1,738	11,842	
			Off - peak Hours (9.00 a.m. - 4.00 p.m.)	6,647		
			Evening Rush Hours (4.00 - 7.00 p.m.)	3,457		
83	Seri Onnut Village	On Nut 70/ On Nut 72	Morning Rush Hours (7.00 - 9.00 a.m.)	376	1,804	32,255
			Off - peak Hours (9.00 a.m. - 4.00 p.m.)	958		
	Evening Rush Hours (4.00 - 7.00 p.m.)	470				
	(11 May 2021)	On Nut	Morning Rush Hours (7.00 - 9.00 a.m.)	5,252	30,451	
			Off - peak Hours (9.00 a.m. - 4.00 p.m.)	17,199		
			Evening Rush Hours (4.00 - 7.00 p.m.)	8,000		
84	Sahakon	Entrance of Sahakon Village	Morning Rush Hours (7.00 - 9.00 a.m.)	626	3,054	36,120
			Off - peak Hours (9.00 a.m. - 4.00 p.m.)	1,827		
	Evening Rush Hours (4.00 - 7.00 p.m.)	601				
	(12 May 2021)	Seri Thai	Morning Rush Hours (7.00 - 9.00 a.m.)	6,358	33,066	
			Off - peak Hours (9.00 a.m. - 4.00 p.m.)	19,487		
			Evening Rush Hours (4.00 - 7.00 p.m.)	7,221		
85	Lak Si Circle	Phahonyothin	Morning Rush Hours (7.00 - 9.00 a.m.)	12,209	80,118	164,044
			Off - peak Hours (9.00 a.m. - 4.00 p.m.)	46,112		
			Evening Rush Hours (4.00 - 7.00 p.m.)	21,797		
	(13 May 2021)	Chaeng Watthana	Morning Rush Hours (7.00 - 9.00 a.m.)	7,855	47,210	
			Off - peak Hours (9.00 a.m. - 4.00 p.m.)	26,072		
			Evening Rush Hours (4.00 - 7.00 p.m.)	13,283		
		Ram Inthra	Morning Rush Hours (7.00 - 9.00 a.m.)	6,063	36,716	
			Off - peak Hours (9.00 a.m. - 4.00 p.m.)	21,527		
			Evening Rush Hours (4.00 - 7.00 p.m.)	9,126		
86	Phutthamonthon Sai 2 - Bang Waek	Phutthamonthon Sai 2	Morning Rush Hours (7.00 - 9.00 a.m.)	3,541	29,288	40,015
			Off - peak Hours (9.00 a.m. - 4.00 p.m.)	17,504		
	Evening Rush Hours (4.00 - 7.00 p.m.)	8,243				
	(14 May 2021)	Bang Waek	Morning Rush Hours (7.00 - 9.00 a.m.)	1,171	10,727	
			Off - peak Hours (9.00 a.m. - 4.00 p.m.)	7,184		
			Evening Rush Hours (4.00 - 7.00 p.m.)	2,372		
87	Naradhiwas - Rama 3	Rama 3	Morning Rush Hours (7.00 - 9.00 a.m.)	7,359	40,408	50,196
			Off - peak Hours (9.00 a.m. - 4.00 p.m.)	22,721		
	Evening Rush Hours (4.00 - 7.00 p.m.)	10,328				
	(17 May 2021)	Naradhiwas Rajanagarindra	Morning Rush Hours (7.00 - 9.00 a.m.)	1,140	9,788	
			Off - peak Hours (9.00 a.m. - 4.00 p.m.)	4,900		
			Evening Rush Hours (4.00 - 7.00 p.m.)	3,748		
88	Maen Si	Worachak	Morning Rush Hours (7.00 - 9.00 a.m.)	644	4,689	32,531
			Off - peak Hours (9.00 a.m. - 4.00 p.m.)	2,696		
			Evening Rush Hours (4.00 - 7.00 p.m.)	1,349		
	(18 May 2021)	Chakkaphatdi Phong	Morning Rush Hours (7.00 - 9.00 a.m.)	1,642	10,806	
			Off - peak Hours (9.00 a.m. - 4.00 p.m.)	6,453		
			Evening Rush Hours (4.00 - 7.00 p.m.)	2,711		
		Bamrung Mueang	Morning Rush Hours (7.00 - 9.00 a.m.)	3,413	17,036	
			Off - peak Hours (9.00 a.m. - 4.00 p.m.)	9,801		
			Evening Rush Hours (4.00 - 7.00 p.m.)	3,822		
89	Si Yaek Lat Ya	Tha Din Daeng	Morning Rush Hours (7.00 - 9.00 a.m.)	1,185	7,177	10,496
			Off - peak Hours (9.00 a.m. - 4.00 p.m.)	4,312		
			Evening Rush Hours (4.00 - 7.00 p.m.)	1,680		
	(19 May 2021)	Itsaraphap	Morning Rush Hours (7.00 - 9.00 a.m.)	630	3,319	
			Off - peak Hours (9.00 a.m. - 4.00 p.m.)	1,860		
			Evening Rush Hours (4.00 - 7.00 p.m.)	829		

Traffic Volume at the Intersections in Bangkok Metropolis 2021

arranged in orderliness of the date of survey

No.	Name of Intersections	Road/Soi	Period	Total Volume		
				per period	per road	Total
90	Lak Si  (20 May 2021)	Kamphaeng Phet 6	Morning Rush Hours (7.00 - 9.00 a.m.)	1,837	10,680	35,104
			Off - peak Hours (9.00 a.m. - 4.00 p.m.)	6,120		
	Evening Rush Hours (4.00 - 7.00 p.m.)	2,723	24,424			
	Morning Rush Hours (7.00 - 9.00 a.m.)	4,243				
91	Ruam Chit  (21 May 2021)	Nakhon Chai Si	Off - peak Hours (9.00 a.m. - 4.00 p.m.)	3,735	6,126	13,366
			Evening Rush Hours (4.00 - 7.00 p.m.)	1,568		
	Nakhon Ratchasima	Morning Rush Hours (7.00 - 9.00 a.m.)	1,191	7,240		
		Off - peak Hours (9.00 a.m. - 4.00 p.m.)	4,305			
92	Ratchadamri  (24 May 2021)	Ratchadamri	Evening Rush Hours (4.00 - 7.00 p.m.)	5,735	24,288	30,797
			Morning Rush Hours (7.00 - 9.00 a.m.)	4,600		
	Sarasin	Off - peak Hours (9.00 a.m. - 4.00 p.m.)	3,863	6,509		
		Evening Rush Hours (4.00 - 7.00 p.m.)	1,643			
93	Phutthamonthon Sai 2 - Soi Wat Bunya Pradit  (25 May 2021)	Phutthamonthon Sai 2	Morning Rush Hours (7.00 - 9.00 a.m.)	3,309	22,802	26,355
			Off - peak Hours (9.00 a.m. - 4.00 p.m.)	13,169		
	Evening Rush Hours (4.00 - 7.00 p.m.)	6,324	1,424			
	Morning Rush Hours (7.00 - 9.00 a.m.)	350				
	Soi Wat Bunya Pradit	Off - peak Hours (9.00 a.m. - 4.00 p.m.)	620	2,129		
		Evening Rush Hours (4.00 - 7.00 p.m.)	454			
94	North Park  (28 May 2021)	Kamphaeng Phet 6	Morning Rush Hours (7.00 - 9.00 a.m.)	2,355	13,761	22,360
			Off - peak Hours (9.00 a.m. - 4.00 p.m.)	7,454		
	Evening Rush Hours (4.00 - 7.00 p.m.)	3,952	8,599			
	Morning Rush Hours (7.00 - 9.00 a.m.)	1,977				
	Chidchon	Off - peak Hours (9.00 a.m. - 4.00 p.m.)	4,484	2,138		
		Evening Rush Hours (4.00 - 7.00 p.m.)	2,138			
95	Ban Khaek  (31 May 2021)	Prajadhipok	Morning Rush Hours (7.00 - 9.00 a.m.)	8,163	50,184	63,004
			Off - peak Hours (9.00 a.m. - 4.00 p.m.)	30,093		
	Evening Rush Hours (4.00 - 7.00 p.m.)	11,928	12,820			
	Morning Rush Hours (7.00 - 9.00 a.m.)	2,257				
96	Hathai Rat - Liap Khlong Song  (1 Jun 2021)	Hathai Rat	Off - peak Hours (9.00 a.m. - 4.00 p.m.)	15,918	28,119	38,589
			Evening Rush Hours (4.00 - 7.00 p.m.)	7,058		
	Liap Khlong Song	Morning Rush Hours (7.00 - 9.00 a.m.)	1,685	10,470		
		Off - peak Hours (9.00 a.m. - 4.00 p.m.)	6,103			
97	Phran Nok  (2 Jun 2021)	Itsaraphap	Evening Rush Hours (4.00 - 7.00 p.m.)	2,682	14,130	31,752
			Morning Rush Hours (7.00 - 9.00 a.m.)	2,476		
	Phran Nok	Off - peak Hours (9.00 a.m. - 4.00 p.m.)	7,943	17,622		
		Evening Rush Hours (4.00 - 7.00 p.m.)	3,711			
	Itsaraphap	Morning Rush Hours (7.00 - 9.00 a.m.)	3,630	9,745		
		Off - peak Hours (9.00 a.m. - 4.00 p.m.)	9,745			
Evening Rush Hours (4.00 - 7.00 p.m.)	4,247					

Traffic Volume at the Intersections in Bangkok Metropolis 2021

arranged in orderliness of the date of survey

No.	Name of Intersections	Road/Soi	Period	Total Volume		
				per period	per road	Total
98	M.C.O.T  (4 Jun 2021)	Phet Uthai	Morning Rush Hours (7.00 - 9.00 a.m.)	1,292	8,580	43,451
			Off - peak Hours (9.00 a.m. - 4.00 p.m.)	5,158		
			Evening Rush Hours (4.00 - 7.00 p.m.)	2,130		
		M.C.O.T	Morning Rush Hours (7.00 - 9.00 a.m.)	395	3,145	
			Off - peak Hours (9.00 a.m. - 4.00 p.m.)	1,698		
			Evening Rush Hours (4.00 - 7.00 p.m.)	1,052		
Rama 9	Morning Rush Hours (7.00 - 9.00 a.m.)	5,018	31,726			
	Off - peak Hours (9.00 a.m. - 4.00 p.m.)	18,403				
	Evening Rush Hours (4.00 - 7.00 p.m.)	8,305				
99	Phadet Datsakon Fort  (7 Jun 2021)	Sanam Chai	Morning Rush Hours (7.00 - 9.00 a.m.)	1,432	11,901	15,605
			Off - peak Hours (9.00 a.m. - 4.00 p.m.)	6,759		
			Evening Rush Hours (4.00 - 7.00 p.m.)	3,710		
		Ratchadamnoen	Morning Rush Hours (7.00 - 9.00 a.m.)	742	3,339	
			Off - peak Hours (9.00 a.m. - 4.00 p.m.)	1,998		
			Evening Rush Hours (4.00 - 7.00 p.m.)	599		
		Lak Mueang	Morning Rush Hours (7.00 - 9.00 a.m.)	33	365	
			Off - peak Hours (9.00 a.m. - 4.00 p.m.)	203		
			Evening Rush Hours (4.00 - 7.00 p.m.)	129		
100	Udom Suk  (8 Jun 2021)	Sukhumvit	Morning Rush Hours (7.00 - 9.00 a.m.)	6,876	42,805	51,829
			Off - peak Hours (9.00 a.m. - 4.00 p.m.)	23,750		
			Evening Rush Hours (4.00 - 7.00 p.m.)	12,179		
		Sukhumvit 103 (Udom Suk)	Morning Rush Hours (7.00 - 9.00 a.m.)	1,560	9,024	
			Off - peak Hours (9.00 a.m. - 4.00 p.m.)	5,128		
			Evening Rush Hours (4.00 - 7.00 p.m.)	2,336		
101	Rama 3 - Industrial Ring  (9 Jun 2021)	Rama3	Morning Rush Hours (7.00 - 9.00 a.m.)	7,886	46,728	82,326
			Off - peak Hours (9.00 a.m. - 4.00 p.m.)	24,631		
			Evening Rush Hours (4.00 - 7.00 p.m.)	14,211		
		Industrial Ring	Morning Rush Hours (7.00 - 9.00 a.m.)	9,702	35,598	
			Off - peak Hours (9.00 a.m. - 4.00 p.m.)	18,440		
			Evening Rush Hours (4.00 - 7.00 p.m.)	7,456		
102	Phet Kasem 81  (10 Jun 2021)	Phet Kasem 81	Morning Rush Hours (7.00 - 9.00 a.m.)	1,423	7,706	70,172
			Off - peak Hours (9.00 a.m. - 4.00 p.m.)	4,234		
			Evening Rush Hours (4.00 - 7.00 p.m.)	2,049		
		Phet Kasem	Morning Rush Hours (7.00 - 9.00 a.m.)	10,837	62,466	
			Off - peak Hours (9.00 a.m. - 4.00 p.m.)	35,881		
			Evening Rush Hours (4.00 - 7.00 p.m.)	15,748		
103	Bang Rak  (11 Jun 2021)	Charoen Krung	Morning Rush Hours (7.00 - 9.00 a.m.)	1,838	12,918	17,821
			Off - peak Hours (9.00 a.m. - 4.00 p.m.)	7,743		
			Evening Rush Hours (4.00 - 7.00 p.m.)	3,337		
		Si Lom	Morning Rush Hours (7.00 - 9.00 a.m.)	830	4,903	
			Off - peak Hours (9.00 a.m. - 4.00 p.m.)	2,902		
			Evening Rush Hours (4.00 - 7.00 p.m.)	1,171		
104	Sathon - Charoen Krung  (14 Jun 2021)	Charoen Krung	Morning Rush Hours (7.00 - 9.00 a.m.)	2,068	13,205	17,286
			Off - peak Hours (9.00 a.m. - 4.00 p.m.)	7,362		
			Evening Rush Hours (4.00 - 7.00 p.m.)	3,775		
		Chao Phraya Tower	Morning Rush Hours (7.00 - 9.00 a.m.)	40	224	
			Off - peak Hours (9.00 a.m. - 4.00 p.m.)	119		
			Evening Rush Hours (4.00 - 7.00 p.m.)	65		
		Sathon	Morning Rush Hours (7.00 - 9.00 a.m.)	572	3,857	
			Off - peak Hours (9.00 a.m. - 4.00 p.m.)	2,283		
			Evening Rush Hours (4.00 - 7.00 p.m.)	1,002		

Traffic Volume at the Intersections in Bangkok Metropolis 2021

arranged in orderliness of the date of survey

No.	Name of Intersections	Road/Soi	Period	Total Volume		
				per period	per road	Total
105	Tao Poon (15 Jun 2021)	Soi Num Chai	Morning Rush Hours (7.00 - 9.00 a.m.)	19	135	26,594
		Off - peak Hours (9.00 a.m. - 4.00 p.m.)	70			
		Evening Rush Hours (4.00 - 7.00 p.m.)	46			
106	Thawon Thawat (16 Jun 2021)	Krung Thep - Nonthaburi	Morning Rush Hours (7.00 - 9.00 a.m.)	1,645	7,809	18,650
		Off - peak Hours (9.00 a.m. - 4.00 p.m.)	4,559			
		Evening Rush Hours (4.00 - 7.00 p.m.)	1,605			
107	Phanitchayakan Thon Buri (17 Jun 2021)	Prahca Rat Sai 2	Morning Rush Hours (7.00 - 9.00 a.m.)	2,766	18,650	26,594
		Off - peak Hours (9.00 a.m. - 4.00 p.m.)	10,400			
		Evening Rush Hours (4.00 - 7.00 p.m.)	5,484			
108	Thawon Thawat (16 Jun 2021)	Thawon Thawat	Morning Rush Hours (7.00 - 9.00 a.m.)	2,385	14,649	63,989
		Off - peak Hours (9.00 a.m. - 4.00 p.m.)	8,452			
		Evening Rush Hours (4.00 - 7.00 p.m.)	3,812			
109	Phanitchayakan Thon Buri (17 Jun 2021)	Phatthanakan	Morning Rush Hours (7.00 - 9.00 a.m.)	6,971	49,340	14,751
		Off - peak Hours (9.00 a.m. - 4.00 p.m.)	27,618			
		Evening Rush Hours (4.00 - 7.00 p.m.)	14,751			
110	Mit Samphan (18 Jun 2021)	Charan Sanit Wong	Morning Rush Hours (7.00 - 9.00 a.m.)	3,853	26,921	32,388
		Off - peak Hours (9.00 a.m. - 4.00 p.m.)	15,633			
		Evening Rush Hours (4.00 - 7.00 p.m.)	7,435			
111	Mit Samphan (18 Jun 2021)	Charan Sanit Wong 13	Morning Rush Hours (7.00 - 9.00 a.m.)	1,294	5,467	964
		Off - peak Hours (9.00 a.m. - 4.00 p.m.)	3,209			
		Evening Rush Hours (4.00 - 7.00 p.m.)	964			
112	Chaloem Krung (21 Jun 2021)	Nikhom Makkasan	Morning Rush Hours (7.00 - 9.00 a.m.)	1,099	6,021	52,553
		Off - peak Hours (9.00 a.m. - 4.00 p.m.)	3,401			
		Evening Rush Hours (4.00 - 7.00 p.m.)	1,521			
113	Chaloem Krung (21 Jun 2021)	Phetchaburi	Morning Rush Hours (7.00 - 9.00 a.m.)	8,881	46,532	10,112
		Off - peak Hours (9.00 a.m. - 4.00 p.m.)	27,539			
		Evening Rush Hours (4.00 - 7.00 p.m.)	10,112			
114	Chaloem Krung (21 Jun 2021)	Tri Phet	Morning Rush Hours (7.00 - 9.00 a.m.)	1,976	12,250	2,740
		Off - peak Hours (9.00 a.m. - 4.00 p.m.)	7,534			
		Evening Rush Hours (4.00 - 7.00 p.m.)	2,740			
115	Chaloem Krung (21 Jun 2021)	Ti Thong	Morning Rush Hours (7.00 - 9.00 a.m.)	207	1,190	317
		Off - peak Hours (9.00 a.m. - 4.00 p.m.)	666			
		Evening Rush Hours (4.00 - 7.00 p.m.)	317			
116	Chaloem Krung (21 Jun 2021)	Charoen Krung	Morning Rush Hours (7.00 - 9.00 a.m.)	1,558	7,796	1,736
		Off - peak Hours (9.00 a.m. - 4.00 p.m.)	4,502			
		Evening Rush Hours (4.00 - 7.00 p.m.)	1,736			
117	Bangkok Bus Terminal (Eastern) (22 Jun 2021)	Entrance of Bangkok Bus Terminal	Morning Rush Hours (7.00 - 9.00 a.m.)	144	877	510
		Off - peak Hours (9.00 a.m. - 4.00 p.m.)	510			
		Evening Rush Hours (4.00 - 7.00 p.m.)	223			
118	Bangkok Bus Terminal (Eastern) (22 Jun 2021)	Soi Sukhumvit 63	Morning Rush Hours (7.00 - 9.00 a.m.)	1,423	9,257	2,389
		Off - peak Hours (9.00 a.m. - 4.00 p.m.)	5,445			
		Evening Rush Hours (4.00 - 7.00 p.m.)	2,389			
119	Bangkok Bus Terminal (Eastern) (22 Jun 2021)	Sukhumvit	Morning Rush Hours (7.00 - 9.00 a.m.)	5,000	31,388	18,468
		Off - peak Hours (9.00 a.m. - 4.00 p.m.)	18,468			
		Evening Rush Hours (4.00 - 7.00 p.m.)	7,920			
120	Duan Kasem Rat (23 Jun 2021)	Kasem Rat	Morning Rush Hours (7.00 - 9.00 a.m.)	2,916	20,814	5,946
		Off - peak Hours (9.00 a.m. - 4.00 p.m.)	11,952			
		Evening Rush Hours (4.00 - 7.00 p.m.)	5,946			
121	Duan Kasem Rat (23 Jun 2021)	Entrance of Expressway	Morning Rush Hours (7.00 - 9.00 a.m.)	1,844	10,896	6,691
		Off - peak Hours (9.00 a.m. - 4.00 p.m.)	6,691			
		Evening Rush Hours (4.00 - 7.00 p.m.)	2,361			



Traffic Volume at the Intersections in Bangkok Metropolis 2021

arranged in orderliness of the date of survey

No.	Name of Intersections	Road/Soi	Period	Total Volume		
				per period	per road	Total
112	Thanon Tok (24 Jun 2021)	Charoen Krung	Morning Rush Hours (7.00 - 9.00 a.m.)	2,647	13,690	41,139
			Off - peak Hours (9.00 a.m. - 4.00 p.m.)	8,002		
		Rama 3	Evening Rush Hours (4.00 - 7.00 p.m.)	3,041		
			Morning Rush Hours (7.00 - 9.00 a.m.)	5,115		
113	Borommarat chachonnani (25 Jun 2021)	Charan Sanit Wong	Off - peak Hours (9.00 a.m. - 4.00 p.m.)	16,023	44,714	115,329
			Evening Rush Hours (4.00 - 7.00 p.m.)	6,311		
		Borommarat chachonnani	Morning Rush Hours (7.00 - 9.00 a.m.)	7,201		
			Off - peak Hours (9.00 a.m. - 4.00 p.m.)	21,138		
114	Sarn Yot (28 Jun 2021)	Maha Chai	Evening Rush Hours (4.00 - 7.00 p.m.)	9,753	32,523	31,727
			Morning Rush Hours (7.00 - 9.00 a.m.)	6,902		
		Somdet Phra Pin Klao	Off - peak Hours (9.00 a.m. - 4.00 p.m.)	25,229		
			Evening Rush Hours (4.00 - 7.00 p.m.)	12,583		
115	Ruan Cham (28 Jun 2021)	Maha Chai	Morning Rush Hours (7.00 - 9.00 a.m.)	4,510	10,808	15,889
			Off - peak Hours (9.00 a.m. - 4.00 p.m.)	17,785		
		Luang	Evening Rush Hours (4.00 - 7.00 p.m.)	10,228		
			Morning Rush Hours (7.00 - 9.00 a.m.)	1,674		
116	Saphan Mon (29 Jun 2021)	Atsadang	Off - peak Hours (9.00 a.m. - 4.00 p.m.)	4,488	7,318	12,099
			Evening Rush Hours (4.00 - 7.00 p.m.)	5,372		
		Charoen Krung	Morning Rush Hours (7.00 - 9.00 a.m.)	13,121		
			Off - peak Hours (9.00 a.m. - 4.00 p.m.)	4,994		
117	Si Kak Phraya Si (29 Jun 2021)	Ban Mo	Evening Rush Hours (4.00 - 7.00 p.m.)	2,078	9,023	11,456
			Morning Rush Hours (7.00 - 9.00 a.m.)	2,128		
		Charoen Krung	Off - peak Hours (9.00 a.m. - 4.00 p.m.)	6,218		
			Evening Rush Hours (4.00 - 7.00 p.m.)	2,462		
118	Atsadang - Ratchabopit (30 Jun 2021)	Atsadang	Morning Rush Hours (7.00 - 9.00 a.m.)	741	5,233	5,233
			Off - peak Hours (9.00 a.m. - 4.00 p.m.)	3,104		
		Charoen Krung	Evening Rush Hours (4.00 - 7.00 p.m.)	1,236		
			Morning Rush Hours (7.00 - 9.00 a.m.)	1,299		
119	Atsadang - Phraya Si (2 Jul 2021)	Atsadang	Off - peak Hours (9.00 a.m. - 4.00 p.m.)	2,521	4,491	4,681
			Evening Rush Hours (4.00 - 7.00 p.m.)	961		
		Phraya Si	Morning Rush Hours (7.00 - 9.00 a.m.)	937		
			Off - peak Hours (9.00 a.m. - 4.00 p.m.)	4,451		
120	Fueang Nakhon - Phraya Si (2 Jul 2021)	Fueang Nakhon	Evening Rush Hours (4.00 - 7.00 p.m.)	1,930	2,825	2,825
			Morning Rush Hours (7.00 - 9.00 a.m.)	446		
		Atsadang	Off - peak Hours (9.00 a.m. - 4.00 p.m.)	1,479		
			Evening Rush Hours (4.00 - 7.00 p.m.)	508		

Traffic Volume at the Intersections in Bangkok Metropolis 2021

arranged in orderliness of the date of survey

No.	Name of Intersections	Road/Soi	Period	Total Volume			
				per period	per road	Total	
121	Ti Thong - Long Tha - Na Wang (2 Jul 2021)	Ti Thong	Morning Rush Hours (7.00 - 9.00 a.m.)	1,114	7,021	7,078	
			Off - peak Hours (9.00 a.m. - 4.00 p.m.)	4,098			
		Evening Rush Hours (4.00 - 7.00 p.m.)	1,809				
		Evening Rush Hours (4.00 - 7.00 p.m.)	18				
122	Si Kak Sao Ching Cha (5 Jul 2021)	Fueang Nakhon	Morning Rush Hours (7.00 - 9.00 a.m.)	536	3,461	10,630	
			Off - peak Hours (9.00 a.m. - 4.00 p.m.)	2,076			
		Evening Rush Hours (4.00 - 7.00 p.m.)	849				
		Tanao	Morning Rush Hours (7.00 - 9.00 a.m.)	355			2,193
			Off - peak Hours (9.00 a.m. - 4.00 p.m.)	1,375			
		Evening Rush Hours (4.00 - 7.00 p.m.)	463				
123	Fueang Nakhon - Ratchabophit (5 Jul 2021)	Fueang Nakhon	Morning Rush Hours (7.00 - 9.00 a.m.)	566	2,862	3,206	
			Off - peak Hours (9.00 a.m. - 4.00 p.m.)	1,703			
		Evening Rush Hours (4.00 - 7.00 p.m.)	593				
		Ratchabophit	Morning Rush Hours (7.00 - 9.00 a.m.)	69			344
			Off - peak Hours (9.00 a.m. - 4.00 p.m.)	209			
		Evening Rush Hours (4.00 - 7.00 p.m.)	66				
124	Sao Ching Cha (6 Jul 2021)	Ti Thong	Morning Rush Hours (7.00 - 9.00 a.m.)	847	5,299	16,699	
			Off - peak Hours (9.00 a.m. - 4.00 p.m.)	2,776			
		Evening Rush Hours (4.00 - 7.00 p.m.)	1,676				
		Dinso	Morning Rush Hours (7.00 - 9.00 a.m.)	282			2,309
			Off - peak Hours (9.00 a.m. - 4.00 p.m.)	1,478			
		Evening Rush Hours (4.00 - 7.00 p.m.)	549				
125	Bamrung Mueang - Mahannop 2 (6 Jul 2021)	Soi Mahannop 2	Morning Rush Hours (7.00 - 9.00 a.m.)	21	177	8,336	
			Off - peak Hours (9.00 a.m. - 4.00 p.m.)	114			
		Evening Rush Hours (4.00 - 7.00 p.m.)	42				
		Bamrung Mueang	Morning Rush Hours (7.00 - 9.00 a.m.)	1,651			8,159
			Off - peak Hours (9.00 a.m. - 4.00 p.m.)	4,638			
		Evening Rush Hours (4.00 - 7.00 p.m.)	1,870				
126	Bamrung Mueang (7 Jul 2021)	Unakan	Morning Rush Hours (7.00 - 9.00 a.m.)	126	621	13,098	
			Off - peak Hours (9.00 a.m. - 4.00 p.m.)	374			
		Evening Rush Hours (4.00 - 7.00 p.m.)	121				
		Siri Phong	Morning Rush Hours (7.00 - 9.00 a.m.)	379			2,803
			Off - peak Hours (9.00 a.m. - 4.00 p.m.)	1,594			
		Evening Rush Hours (4.00 - 7.00 p.m.)	830				
127	Samran Rat (7 Jul 2021)	Maha Chai	Morning Rush Hours (7.00 - 9.00 a.m.)	1,856	9,674	24,490	
			Off - peak Hours (9.00 a.m. - 4.00 p.m.)	5,718			
		Evening Rush Hours (4.00 - 7.00 p.m.)	2,100				
		Bamrung Mueang	Morning Rush Hours (7.00 - 9.00 a.m.)	2,981			18,022
			Off - peak Hours (9.00 a.m. - 4.00 p.m.)	10,432			
		Evening Rush Hours (4.00 - 7.00 p.m.)	4,609				
Bamrung Mueang	Morning Rush Hours (7.00 - 9.00 a.m.)	1,384	6,468				
	Off - peak Hours (9.00 a.m. - 4.00 p.m.)	3,584					
	Evening Rush Hours (4.00 - 7.00 p.m.)	1,500					

Traffic Volume at the Intersections in Bangkok Metropolis 2021

arranged in orderliness of the date of survey

No.	Name of Intersections	Road/Soi	Period	Total Volume		
				per period	per road	Total
128	Chueam Samphan - Liap Wari (8 Jul 2021)	Chueam Samphan	Morning Rush Hours (7.00 - 9.00 a.m.)	2,566	15,962	36,262
			Off - peak Hours (9.00 a.m. - 4.00 p.m.)	9,157		
			Evening Rush Hours (4.00 - 7.00 p.m.)	4,239		
		Liap Wari	Morning Rush Hours (7.00 - 9.00 a.m.)	2,186	12,178	
			Off - peak Hours (9.00 a.m. - 4.00 p.m.)	6,875		
			Evening Rush Hours (4.00 - 7.00 p.m.)	3,117		
Sangkha Santi Suk	Morning Rush Hours (7.00 - 9.00 a.m.)	1,558	8,122			
	Off - peak Hours (9.00 a.m. - 4.00 p.m.)	4,602				
	Evening Rush Hours (4.00 - 7.00 p.m.)	1,962				
129	Chueam Samphan - Sakun Di (9 Jul 2021)	Chueam Samphan	Morning Rush Hours (7.00 - 9.00 a.m.)	886	3,814	13,634
			Off - peak Hours (9.00 a.m. - 4.00 p.m.)	1,983		
			Evening Rush Hours (4.00 - 7.00 p.m.)	945		
		Sakun Di	Morning Rush Hours (7.00 - 9.00 a.m.)	1,684	9,820	
			Off - peak Hours (9.00 a.m. - 4.00 p.m.)	5,354		
			Evening Rush Hours (4.00 - 7.00 p.m.)	2,782		
130	Ti Thong - Ratchabophit (12 Jul 2021)	Ti Thong	Morning Rush Hours (7.00 - 9.00 a.m.)	833	6,121	6,315
			Off - peak Hours (9.00 a.m. - 4.00 p.m.)	3,607		
			Evening Rush Hours (4.00 - 7.00 p.m.)	1,681		
		Ratchabophit	Morning Rush Hours (7.00 - 9.00 a.m.)	59	194	
			Off - peak Hours (9.00 a.m. - 4.00 p.m.)	85		
			Evening Rush Hours (4.00 - 7.00 p.m.)	50		
131	Ti Thong - Sa Song (12 Jul 2021)	Ti Thong	Morning Rush Hours (7.00 - 9.00 a.m.)	1,138	5,970	6,356
			Off - peak Hours (9.00 a.m. - 4.00 p.m.)	3,464		
			Evening Rush Hours (4.00 - 7.00 p.m.)	1,368		
		Soi Sa Song	Morning Rush Hours (7.00 - 9.00 a.m.)	81	386	
			Off - peak Hours (9.00 a.m. - 4.00 p.m.)	242		
			Evening Rush Hours (4.00 - 7.00 p.m.)	63		
132	Siri Phong - Sirichai (13 Jul 2021)	Sirichai	Morning Rush Hours (7.00 - 9.00 a.m.)	23	102	102
			Off - peak Hours (9.00 a.m. - 4.00 p.m.)	49		
			Evening Rush Hours (4.00 - 7.00 p.m.)	30		
133	Siri Phong - Siri Phat (13 Jul 2021)	Siri Phong	Morning Rush Hours (7.00 - 9.00 a.m.)	260	2,194	3,127
			Off - peak Hours (9.00 a.m. - 4.00 p.m.)	1,404		
			Evening Rush Hours (4.00 - 7.00 p.m.)	530		
		Siri Phat	Morning Rush Hours (7.00 - 9.00 a.m.)	83	933	
			Off - peak Hours (9.00 a.m. - 4.00 p.m.)	707		
			Evening Rush Hours (4.00 - 7.00 p.m.)	143		
134	Unakan - Long Tha (13 Jul 2021)	Unakan	Morning Rush Hours (7.00 - 9.00 a.m.)	19	158	3,860
			Off - peak Hours (9.00 a.m. - 4.00 p.m.)	90		
			Evening Rush Hours (4.00 - 7.00 p.m.)	49		
		Long Tha	Morning Rush Hours (7.00 - 9.00 a.m.)	8	91	
			Off - peak Hours (9.00 a.m. - 4.00 p.m.)	47		
			Evening Rush Hours (4.00 - 7.00 p.m.)	36		
Siri Phong	Morning Rush Hours (7.00 - 9.00 a.m.)	568	3,611			
	Off - peak Hours (9.00 a.m. - 4.00 p.m.)	2,107				
	Evening Rush Hours (4.00 - 7.00 p.m.)	936				
135	Maha Chai - Sirichai (14 Jul 2021)	Maha Chai	Morning Rush Hours (7.00 - 9.00 a.m.)	2,334	14,265	14,265
			Off - peak Hours (9.00 a.m. - 4.00 p.m.)	8,885		
			Evening Rush Hours (4.00 - 7.00 p.m.)	3,046		

Traffic Volume at the Intersections in Bangkok Metropolis 2021

arranged in orderliness of the date of survey

No.	Name of Intersections	Road/Soi	Period	Total Volume		
				per period	per road	Total
136	Worachak  (14 Jul 2021)	Worachak	Morning Rush Hours (7.00 - 9.00 a.m.)	1,638	11,132	25,746
			Off - peak Hours (9.00 a.m. - 4.00 p.m.)	6,617		
			Evening Rush Hours (4.00 - 7.00 p.m.)	2,877		
		Luang	Morning Rush Hours (7.00 - 9.00 a.m.)	2,019		
Off - peak Hours (9.00 a.m. - 4.00 p.m.)	8,680		14,614			
Evening Rush Hours (4.00 - 7.00 p.m.)	3,915					
137	Kaset  (15 Jul 2021)	Phahonyothin		Morning Rush Hours (7.00 - 9.00 a.m.)	7,732	46,665
			Off - peak Hours (9.00 a.m. - 4.00 p.m.)	27,236		
			Evening Rush Hours (4.00 - 7.00 p.m.)	11,697		
		Ngam Wong Wan	Morning Rush Hours (7.00 - 9.00 a.m.)	6,333	38,132	
			Off - peak Hours (9.00 a.m. - 4.00 p.m.)	21,666		
		Evening Rush Hours (4.00 - 7.00 p.m.)	10,133			
Prasert Manukitch	Morning Rush Hours (7.00 - 9.00 a.m.)	6,308	31,286			
	Off - peak Hours (9.00 a.m. - 4.00 p.m.)	18,423				
	Evening Rush Hours (4.00 - 7.00 p.m.)	6,555				
138	Chan - Charoen Rat  (13 Aug 2021)	Charoen Rat	Morning Rush Hours (7.00 - 9.00 a.m.)	4,753	26,289	54,378
			Off - peak Hours (9.00 a.m. - 4.00 p.m.)	15,308		
			Evening Rush Hours (4.00 - 7.00 p.m.)	6,228		
		Chan	Morning Rush Hours (7.00 - 9.00 a.m.)	4,238	28,089	
Off - peak Hours (9.00 a.m. - 4.00 p.m.)	16,560					
Evening Rush Hours (4.00 - 7.00 p.m.)	7,291					
139	Huai Khwang  (16 Aug 2021)	Ratchadaphisek	Morning Rush Hours (7.00 - 9.00 a.m.)	1,573	13,282	29,494
			Off - peak Hours (9.00 a.m. - 4.00 p.m.)	8,114		
			Evening Rush Hours (4.00 - 7.00 p.m.)	3,595		
		Pracha Songkhro	Morning Rush Hours (7.00 - 9.00 a.m.)	992	5,425	
			Off - peak Hours (9.00 a.m. - 4.00 p.m.)	3,251		
		Evening Rush Hours (4.00 - 7.00 p.m.)	1,182			
Pracha Rat Bamphen	Morning Rush Hours (7.00 - 9.00 a.m.)	1,654	10,787			
	Off - peak Hours (9.00 a.m. - 4.00 p.m.)	6,370				
	Evening Rush Hours (4.00 - 7.00 p.m.)	2,763				
140	Bukkhato  (18 Aug 2021)	Charoen Nakhon	Morning Rush Hours (7.00 - 9.00 a.m.)	5,546	34,378	51,167
			Off - peak Hours (9.00 a.m. - 4.00 p.m.)	20,162		
			Evening Rush Hours (4.00 - 7.00 p.m.)	8,670		
		Mahai Sawan	Morning Rush Hours (7.00 - 9.00 a.m.)	2,544	16,789	
			Off - peak Hours (9.00 a.m. - 4.00 p.m.)	10,124		
			Evening Rush Hours (4.00 - 7.00 p.m.)	4,121		
141	Ratchada - Ratchaphruek  (18 Aug 2021)	Ratchadaphisek	Morning Rush Hours (7.00 - 9.00 a.m.)	4,816	25,188	56,300
			Off - peak Hours (9.00 a.m. - 4.00 p.m.)	14,887		
			Evening Rush Hours (4.00 - 7.00 p.m.)	5,485		
		Ratchaphruek	Morning Rush Hours (7.00 - 9.00 a.m.)	5,966	31,112	
			Off - peak Hours (9.00 a.m. - 4.00 p.m.)	18,620		
			Evening Rush Hours (4.00 - 7.00 p.m.)	6,526		
142	Thanon Tok  (19 Aug 2021)	Rama 3	Morning Rush Hours (7.00 - 9.00 a.m.)	7,781	37,455	48,930
			Off - peak Hours (9.00 a.m. - 4.00 p.m.)	19,895		
			Evening Rush Hours (4.00 - 7.00 p.m.)	9,779		
		Thanon Tok	Morning Rush Hours (7.00 - 9.00 a.m.)	654	4,368	
			Off - peak Hours (9.00 a.m. - 4.00 p.m.)	2,520		
		Evening Rush Hours (4.00 - 7.00 p.m.)	1,194			
Charoen Krung	Morning Rush Hours (7.00 - 9.00 a.m.)	1,447	7,107			
	Off - peak Hours (9.00 a.m. - 4.00 p.m.)	4,192				
	Evening Rush Hours (4.00 - 7.00 p.m.)	1,468				

Traffic Volume at the Intersections in Bangkok Metropolis 2021

arranged in orderliness of the date of survey

No.	Name of Intersections	Road/Soi	Period	Total Volume		
				per period	per road	Total
143	Saphan Lueang (20 Aug 2021)	Banthat Thong	Morning Rush Hours (7.00 - 9.00 a.m.)	1,323	10,091	45,258
			Off - peak Hours (9.00 a.m. - 4.00 p.m.)	5,981		
			Evening Rush Hours (4.00 - 7.00 p.m.)	2,787		
		Rama 4	Morning Rush Hours (7.00 - 9.00 a.m.)	5,082		
Off - peak Hours (9.00 a.m. - 4.00 p.m.)	21,237					
Evening Rush Hours (4.00 - 7.00 p.m.)	8,848					
144	Pradiphat (20 Aug 2021)	Rama 6	Morning Rush Hours (7.00 - 9.00 a.m.)	2,941	18,840	35,028
			Off - peak Hours (9.00 a.m. - 4.00 p.m.)	11,027		
			Evening Rush Hours (4.00 - 7.00 p.m.)	4,872		
		Pradiphat	Morning Rush Hours (7.00 - 9.00 a.m.)	3,154		
			Off - peak Hours (9.00 a.m. - 4.00 p.m.)	9,288		
			Evening Rush Hours (4.00 - 7.00 p.m.)	3,746		
145	Decho (23 Aug 2021)	Decho	Morning Rush Hours (7.00 - 9.00 a.m.)	542	2,711	22,102
			Off - peak Hours (9.00 a.m. - 4.00 p.m.)	1,618		
			Evening Rush Hours (4.00 - 7.00 p.m.)	551		
		Si Lom	Morning Rush Hours (7.00 - 9.00 a.m.)	3,105		
			Off - peak Hours (9.00 a.m. - 4.00 p.m.)	12,038		
			Evening Rush Hours (4.00 - 7.00 p.m.)	4,248		
146	Trok Chan (24 Aug 2021)	Charoen Krung	Morning Rush Hours (7.00 - 9.00 a.m.)	1,900	11,522	14,783
			Off - peak Hours (9.00 a.m. - 4.00 p.m.)	6,635		
			Evening Rush Hours (4.00 - 7.00 p.m.)	2,987		
		Chan	Morning Rush Hours (7.00 - 9.00 a.m.)	589		
			Off - peak Hours (9.00 a.m. - 4.00 p.m.)	1,839		
			Evening Rush Hours (4.00 - 7.00 p.m.)	833		
147	Wisut Kasat (25 Aug 2021)	Prachathipatai	Morning Rush Hours (7.00 - 9.00 a.m.)	1,811	8,438	22,914
			Off - peak Hours (9.00 a.m. - 4.00 p.m.)	5,201		
			Evening Rush Hours (4.00 - 7.00 p.m.)	1,426		
		Wisut Kasat	Morning Rush Hours (7.00 - 9.00 a.m.)	3,409		
			Off - peak Hours (9.00 a.m. - 4.00 p.m.)	8,001		
			Evening Rush Hours (4.00 - 7.00 p.m.)	3,066		
148	Phahon Yothin Soi 2 (26 Aug 2021)	Phahon Yothin	Morning Rush Hours (7.00 - 9.00 a.m.)	4,746	34,412	41,531
			Off - peak Hours (9.00 a.m. - 4.00 p.m.)	20,472		
			Evening Rush Hours (4.00 - 7.00 p.m.)	9,194		
		Phahon Yothin Soi 2	Morning Rush Hours (7.00 - 9.00 a.m.)	1,270		
			Off - peak Hours (9.00 a.m. - 4.00 p.m.)	4,384		
			Evening Rush Hours (4.00 - 7.00 p.m.)	1,465		
149	Chaloem Thai (27 Aug 2021)	Ratchadamnoen	Morning Rush Hours (7.00 - 9.00 a.m.)	2,555	18,501	18,501
Off - peak Hours (9.00 a.m. - 4.00 p.m.)	11,000					
Evening Rush Hours (4.00 - 7.00 p.m.)	4,946					
150	Surasak (30 Aug 2021)	Mahesak	Morning Rush Hours (7.00 - 9.00 a.m.)	1,916	9,166	34,634
			Off - peak Hours (9.00 a.m. - 4.00 p.m.)	5,365		
			Evening Rush Hours (4.00 - 7.00 p.m.)	1,885		
		Si Lom	Morning Rush Hours (7.00 - 9.00 a.m.)	4,192		
			Off - peak Hours (9.00 a.m. - 4.00 p.m.)	15,343		
			Evening Rush Hours (4.00 - 7.00 p.m.)	5,933		
151	Mo Leng (31 Aug 2021)	Ratchaprapop	Morning Rush Hours (7.00 - 9.00 a.m.)	3,625	23,899	33,963
			Off - peak Hours (9.00 a.m. - 4.00 p.m.)	14,142		
			Evening Rush Hours (4.00 - 7.00 p.m.)	6,132		
		Si Ayutthaya	Morning Rush Hours (7.00 - 9.00 a.m.)	1,480		
			Off - peak Hours (9.00 a.m. - 4.00 p.m.)	5,468		
			Evening Rush Hours (4.00 - 7.00 p.m.)	2,396		

Traffic Volume at the Intersections in Bangkok Metropolis 2021

arranged in orderliness of the date of survey

No.	Name of Intersections	Road/Soi	Period	Total Volume		
				per period	per road	Total
151	(continued)	Chaturathit	Morning Rush Hours (7.00 - 9.00 a.m.)	118	720	
			Off - peak Hours (9.00 a.m. - 4.00 p.m.)	416		
			Evening Rush Hours (4.00 - 7.00 p.m.)	186		
152	Prachanukun  (1 Sep 2021)	Pracha Chuen	Morning Rush Hours (7.00 - 9.00 a.m.)	5,740	30,029	130,473
			Off - peak Hours (9.00 a.m. - 4.00 p.m.)	18,123		
			Evening Rush Hours (4.00 - 7.00 p.m.)	6,166		
	Ratchadaphisek	Morning Rush Hours (7.00 - 9.00 a.m.)	15,492	100,444		
		Off - peak Hours (9.00 a.m. - 4.00 p.m.)	56,886			
		Evening Rush Hours (4.00 - 7.00 p.m.)	28,066			
153	Wat Lak Si  (2 Sep 2021)	Kamphaeng Phet 6	Morning Rush Hours (7.00 - 9.00 a.m.)	2,506	15,709	18,633
			Off - peak Hours (9.00 a.m. - 4.00 p.m.)	8,722		
			Evening Rush Hours (4.00 - 7.00 p.m.)	4,481		
	Vibhavadi Rangsit	Morning Rush Hours (7.00 - 9.00 a.m.)	409	2,924		
		Off - peak Hours (9.00 a.m. - 4.00 p.m.)	1,556			
		Evening Rush Hours (4.00 - 7.00 p.m.)	959			
154	Pho Sam Ton  (2 Sep 2021)	Itsaraphap	Morning Rush Hours (7.00 - 9.00 a.m.)	2,643	15,237	19,227
			Off - peak Hours (9.00 a.m. - 4.00 p.m.)	8,658		
			Evening Rush Hours (4.00 - 7.00 p.m.)	3,936		
	Wang Doem	Morning Rush Hours (7.00 - 9.00 a.m.)	754	3,990		
		Off - peak Hours (9.00 a.m. - 4.00 p.m.)	2,352			
		Evening Rush Hours (4.00 - 7.00 p.m.)	884			
155	Arun Amarin - Wang Doem  (3 Sep 2021)	Arun Amarin	Morning Rush Hours (7.00 - 9.00 a.m.)	1,682	12,377	19,496
			Off - peak Hours (9.00 a.m. - 4.00 p.m.)	7,664		
			Evening Rush Hours (4.00 - 7.00 p.m.)	3,031		
	Wang Doem	Morning Rush Hours (7.00 - 9.00 a.m.)	1,084	7,119		
		Off - peak Hours (9.00 a.m. - 4.00 p.m.)	4,445			
		Evening Rush Hours (4.00 - 7.00 p.m.)	1,590			
156	Sam Yak Makkasan  (6 Sep 2021)	Ratchaparap	Morning Rush Hours (7.00 - 9.00 a.m.)	4,492	28,476	30,550
			Off - peak Hours (9.00 a.m. - 4.00 p.m.)	16,545		
			Evening Rush Hours (4.00 - 7.00 p.m.)	7,439		
	Makkasan	Morning Rush Hours (7.00 - 9.00 a.m.)	386	2,074		
		Off - peak Hours (9.00 a.m. - 4.00 p.m.)	1,223			
		Evening Rush Hours (4.00 - 7.00 p.m.)	465			
157	Tao Pun  (6 Sep 2021)	Soi Num Chai	Morning Rush Hours (7.00 - 9.00 a.m.)	8	39	24,843
			Off - peak Hours (9.00 a.m. - 4.00 p.m.)	23		
			Evening Rush Hours (4.00 - 7.00 p.m.)	8		
		Krung Thep - Nonthaburi	Morning Rush Hours (7.00 - 9.00 a.m.)	1,962	8,852	
			Off - peak Hours (9.00 a.m. - 4.00 p.m.)	4,956		
			Evening Rush Hours (4.00 - 7.00 p.m.)	1,934		
	Prahca Rat Sai 2	Morning Rush Hours (7.00 - 9.00 a.m.)	2,082	15,952		
		Off - peak Hours (9.00 a.m. - 4.00 p.m.)	9,305			
		Evening Rush Hours (4.00 - 7.00 p.m.)	4,565			
158	BAFS  (6 Sep 2021)	Kamphaeng Phet 6	Morning Rush Hours (7.00 - 9.00 a.m.)	2,756	18,252	27,848
			Off - peak Hours (9.00 a.m. - 4.00 p.m.)	10,289		
			Evening Rush Hours (4.00 - 7.00 p.m.)	5,207		
	Choet Wutthakat	Morning Rush Hours (7.00 - 9.00 a.m.)	1,308	9,596		
		Off - peak Hours (9.00 a.m. - 4.00 p.m.)	5,504			
		Evening Rush Hours (4.00 - 7.00 p.m.)	2,784			

Traffic Volume at the Intersections in Bangkok Metropolis 2021

arranged in orderliness of the date of survey

No.	Name of Intersections	Road/Soi	Period	Total Volume		
				per period	per road	Total
159	Bang Pho (7 Sep 2021)	Pracha Rat sai 1	Morning Rush Hours (7.00 - 9.00 a.m.)	3,755	22,792	31,446
			Off - peak Hours (9.00 a.m. - 4.00 p.m.)	12,952		
			Evening Rush Hours (4.00 - 7.00 p.m.)	6,085		
		Pracha Rat Sai 2	Morning Rush Hours (7.00 - 9.00 a.m.)	1,202	8,654	
			Off - peak Hours (9.00 a.m. - 4.00 p.m.)	5,266		
			Evening Rush Hours (4.00 - 7.00 p.m.)	2,186		
160	Siriraj (8 Sep 2021)	Arun Amarin	Morning Rush Hours (7.00 - 9.00 a.m.)	1,459	7,548	16,921
			Off - peak Hours (9.00 a.m. - 4.00 p.m.)	4,459		
			Evening Rush Hours (4.00 - 7.00 p.m.)	1,630		
		Wang Lang	Morning Rush Hours (7.00 - 9.00 a.m.)	1,876	9,373	
			Off - peak Hours (9.00 a.m. - 4.00 p.m.)	5,408		
			Evening Rush Hours (4.00 - 7.00 p.m.)	2,089		
161	Rong Krong Nam (8 Sep 2021)	Rama 6	Morning Rush Hours (7.00 - 9.00 a.m.)	4,799	27,822	36,380
			Off - peak Hours (9.00 a.m. - 4.00 p.m.)	15,865		
			Evening Rush Hours (4.00 - 7.00 p.m.)	7,158		
		Nakhon Chaisi	Morning Rush Hours (7.00 - 9.00 a.m.)	1,899	8,558	
			Off - peak Hours (9.00 a.m. - 4.00 p.m.)	4,766		
			Evening Rush Hours (4.00 - 7.00 p.m.)	1,893		
162	Samsen (10 Sep 2021)	Sawankhalok	Morning Rush Hours (7.00 - 9.00 a.m.)	2,194	13,459	33,586
			Off - peak Hours (9.00 a.m. - 4.00 p.m.)	7,980		
			Evening Rush Hours (4.00 - 7.00 p.m.)	3,285		
		Thoet Damri	Morning Rush Hours (7.00 - 9.00 a.m.)	1,277	6,598	
			Off - peak Hours (9.00 a.m. - 4.00 p.m.)	3,886		
			Evening Rush Hours (4.00 - 7.00 p.m.)	1,435		
		Nakhon Chaisi	Morning Rush Hours (7.00 - 9.00 a.m.)	2,214	13,529	
			Off - peak Hours (9.00 a.m. - 4.00 p.m.)	8,020		
			Evening Rush Hours (4.00 - 7.00 p.m.)	3,295		
163	Tha Phra (13 Sep 2021)	Ratchadaphisek	Morning Rush Hours (7.00 - 9.00 a.m.)	1,506	11,324	62,847
			Off - peak Hours (9.00 a.m. - 4.00 p.m.)	7,026		
			Evening Rush Hours (4.00 - 7.00 p.m.)	2,792		
		Charan Sanit Wong	Morning Rush Hours (7.00 - 9.00 a.m.)	2,282	16,078	
			Off - peak Hours (9.00 a.m. - 4.00 p.m.)	9,818		
			Evening Rush Hours (4.00 - 7.00 p.m.)	3,978		
		Phet Kasem	Morning Rush Hours (7.00 - 9.00 a.m.)	6,151	35,445	
			Off - peak Hours (9.00 a.m. - 4.00 p.m.)	20,107		
			Evening Rush Hours (4.00 - 7.00 p.m.)	9,187		
164	Song Prapha - Na Wong Pracha Phatthana (13 Sep 2021)	Na Wong Pracha Phatthana	Morning Rush Hours (7.00 - 9.00 a.m.)	1,241	8,917	34,806
			Off - peak Hours (9.00 a.m. - 4.00 p.m.)	5,091		
			Evening Rush Hours (4.00 - 7.00 p.m.)	2,585		
		Song Prapha	Morning Rush Hours (7.00 - 9.00 a.m.)	3,714	25,889	
			Off - peak Hours (9.00 a.m. - 4.00 p.m.)	14,387		
			Evening Rush Hours (4.00 - 7.00 p.m.)	7,788		
165	Bang Khun Non (13 Sep 2021)	Charan Sanit Wong	Morning Rush Hours (7.00 - 9.00 a.m.)	4,676	25,995	32,770
			Off - peak Hours (9.00 a.m. - 4.00 p.m.)	14,809		
			Evening Rush Hours (4.00 - 7.00 p.m.)	6,510		
		Bang Khun Non	Morning Rush Hours (7.00 - 9.00 a.m.)	1,279	6,508	
			Off - peak Hours (9.00 a.m. - 4.00 p.m.)	3,732		
			Evening Rush Hours (4.00 - 7.00 p.m.)	1,497		
		Soi Charan Sanit Wong 32	Morning Rush Hours (7.00 - 9.00 a.m.)	87	267	
			Off - peak Hours (9.00 a.m. - 4.00 p.m.)	134		
			Evening Rush Hours (4.00 - 7.00 p.m.)	46		

Traffic Volume at the Intersections in Bangkok Metropolis 2021

arranged in orderliness of the date of survey

No.	Name of Intersections	Road/Soi	Period	Total Volume		
				per period	per road	Total
166	Pracha Chuen (13 Sep 2021)	Pracha Chuen	Morning Rush Hours (7.00 - 9.00 a.m.)	2,754	9,947	31,718
			Off - peak Hours (9.00 a.m. - 4.00 p.m.)	5,566		
		Evening Rush Hours (4.00 - 7.00 p.m.)	1,627			
	Praha Rat Sai 2		Morning Rush Hours (7.00 - 9.00 a.m.)	3,176		
			Off - peak Hours (9.00 a.m. - 4.00 p.m.)	12,588		
		Evening Rush Hours (4.00 - 7.00 p.m.)	6,007			
167	Saphan Darn (15 Sep 2021)	Rama 6	Morning Rush Hours (7.00 - 9.00 a.m.)	3,244	21,891	34,141
			Off - peak Hours (9.00 a.m. - 4.00 p.m.)	13,446		
			Evening Rush Hours (4.00 - 7.00 p.m.)	5,201		
		Kamphaeng Phet 5	Morning Rush Hours (7.00 - 9.00 a.m.)	6	52	
			Off - peak Hours (9.00 a.m. - 4.00 p.m.)	25		
			Evening Rush Hours (4.00 - 7.00 p.m.)	21		
Kamphaeng Phet	Morning Rush Hours (7.00 - 9.00 a.m.)	1,968	12,198			
	Off - peak Hours (9.00 a.m. - 4.00 p.m.)	7,342				
	Evening Rush Hours (4.00 - 7.00 p.m.)	2,888				
168	Saowani (17 Sep 2021)	Sawankhalok	Morning Rush Hours (7.00 - 9.00 a.m.)	2,175	13,052	36,364
			Off - peak Hours (9.00 a.m. - 4.00 p.m.)	7,241		
		Evening Rush Hours (4.00 - 7.00 p.m.)	3,636			
		Si Ayutthaya	Morning Rush Hours (7.00 - 9.00 a.m.)	3,669	23,312	
Off - peak Hours (9.00 a.m. - 4.00 p.m.)	14,014					
		Evening Rush Hours (4.00 - 7.00 p.m.)	5,629			
169	Phong Phet (19 Sep 2021)	Pracha Chuen	Morning Rush Hours (7.00 - 9.00 a.m.)	6,436	43,130	119,060
			Off - peak Hours (9.00 a.m. - 4.00 p.m.)	25,208		
		Evening Rush Hours (4.00 - 7.00 p.m.)	11,486			
		Ngam Wong Wan	Morning Rush Hours (7.00 - 9.00 a.m.)	15,526	75,930	
Off - peak Hours (9.00 a.m. - 4.00 p.m.)	42,675					
		Evening Rush Hours (4.00 - 7.00 p.m.)	17,729			
170	Sawatdikan1 - Liap Khlong Phasi Charoen Fang Nuea - Soi Liap Khlong Phasi Charoen Fang Nuea 3/1 (20 Sep 2021)	Soi Liap Khlong Phasi Charoen Fang Nuea 3/1	Morning Rush Hours (7.00 - 9.00 a.m.)	6	42	14,723
			Off - peak Hours (9.00 a.m. - 4.00 p.m.)	22		
			Evening Rush Hours (4.00 - 7.00 p.m.)	14		
		Sawatdikan 1	Morning Rush Hours (7.00 - 9.00 a.m.)	725	4,998	
			Off - peak Hours (9.00 a.m. - 4.00 p.m.)	2,904		
			Evening Rush Hours (4.00 - 7.00 p.m.)	1,369		
Liap Khlong Phasi Charoen Fang Nuea	Morning Rush Hours (7.00 - 9.00 a.m.)	1,334	9,683			
	Off - peak Hours (9.00 a.m. - 4.00 p.m.)	5,706				
	Evening Rush Hours (4.00 - 7.00 p.m.)	2,643				
171	Chan - Naradhiwas (20 Sep 2021)	Naradhiwas Rajanagarindra	Morning Rush Hours (7.00 - 9.00 a.m.)	4,538	27,534	38,623
			Off - peak Hours (9.00 a.m. - 4.00 p.m.)	16,854		
			Evening Rush Hours (4.00 - 7.00 p.m.)	6,142		
		Chan	Morning Rush Hours (7.00 - 9.00 a.m.)	1,816	11,089	
			Off - peak Hours (9.00 a.m. - 4.00 p.m.)	6,560		
	Evening Rush Hours (4.00 - 7.00 p.m.)	2,713				
172	Dechathungkha - Nawong Pracha Phatthana (22 Sep 2021)	Nawong Pracha Phatthana	Morning Rush Hours (7.00 - 9.00 a.m.)	2,682	16,289	22,144
			Off - peak Hours (9.00 a.m. - 4.00 p.m.)	9,174		
			Evening Rush Hours (4.00 - 7.00 p.m.)	4,433		
		Dechathungkha	Morning Rush Hours (7.00 - 9.00 a.m.)	1,052	5,855	
			Off - peak Hours (9.00 a.m. - 4.00 p.m.)	3,402		
	Evening Rush Hours (4.00 - 7.00 p.m.)	1,401				



Traffic Volume at the Intersections in Bangkok Metropolis 2021

arranged in orderliness of the date of survey

No.	Name of Intersections	Road/Soi	Period	Total Volume			
				per period	per road	Total	
173	Wat Pra Cha (22 Sep 2021)	Rama 5	Morning Rush Hours (7.00 - 9.00 a.m.)	4,721	111	22,872	
			Off - peak Hours (9.00 a.m. - 4.00 p.m.)	13,225			
			Evening Rush Hours (4.00 - 7.00 p.m.)	4,397			
		Soi Wat Pra Cha	Morning Rush Hours (7.00 - 9.00 a.m.)	34			
			Off - peak Hours (9.00 a.m. - 4.00 p.m.)	62			
			Evening Rush Hours (4.00 - 7.00 p.m.)	15			
Soi Ranong 1	Morning Rush Hours (7.00 - 9.00 a.m.)	75	418				
	Off - peak Hours (9.00 a.m. - 4.00 p.m.)	218					
	Evening Rush Hours (4.00 - 7.00 p.m.)	125					
174	Chit Lom (22 Sep 2021)	Chit Lom	Morning Rush Hours (7.00 - 9.00 a.m.)	2,515	14,554	36,631	
			Off - peak Hours (9.00 a.m. - 4.00 p.m.)	8,641			
			Evening Rush Hours (4.00 - 7.00 p.m.)	3,398			
		Phloen Chit	Morning Rush Hours (7.00 - 9.00 a.m.)	3,174			22,077
			Off - peak Hours (9.00 a.m. - 4.00 p.m.)	13,668			
			Evening Rush Hours (4.00 - 7.00 p.m.)	5,235			
175	Bang Phlat (22 Sep 2021)	Charan Sanit Wong	Morning Rush Hours (7.00 - 9.00 a.m.)	7,508	43,168	87,036	
			Off - peak Hours (9.00 a.m. - 4.00 p.m.)	23,943			
			Evening Rush Hours (4.00 - 7.00 p.m.)	11,717			
		Sirindhorn	Morning Rush Hours (7.00 - 9.00 a.m.)	6,370			31,050
			Off - peak Hours (9.00 a.m. - 4.00 p.m.)	18,168			
			Evening Rush Hours (4.00 - 7.00 p.m.)	6,512			
Ratchawithi	Morning Rush Hours (7.00 - 9.00 a.m.)	2,113	12,818				
	Off - peak Hours (9.00 a.m. - 4.00 p.m.)	6,850					
	Evening Rush Hours (4.00 - 7.00 p.m.)	3,855					
176	Arun Amarin (22 Sep 2021)	Arun Amarin	Morning Rush Hours (7.00 - 9.00 a.m.)	5,441	28,326	108,542	
			Off - peak Hours (9.00 a.m. - 4.00 p.m.)	15,816			
			Evening Rush Hours (4.00 - 7.00 p.m.)	7,069			
		Somdet Phra Pin Klao	Morning Rush Hours (7.00 - 9.00 a.m.)	14,478			80,216
			Off - peak Hours (9.00 a.m. - 4.00 p.m.)	48,543			
			Evening Rush Hours (4.00 - 7.00 p.m.)	17,195			
177	Suwinthawong - Rat Uthit (23 Sep 2021)	Rat Uthit	Morning Rush Hours (7.00 - 9.00 a.m.)	3,000	10,670	43,853	
			Off - peak Hours (9.00 a.m. - 4.00 p.m.)	5,336			
			Evening Rush Hours (4.00 - 7.00 p.m.)	2,334			
		Suwinthawong	Morning Rush Hours (7.00 - 9.00 a.m.)	4,774			33,183
			Off - peak Hours (9.00 a.m. - 4.00 p.m.)	18,107			
			Evening Rush Hours (4.00 - 7.00 p.m.)	10,302			
178	Set Siri 2 - Rama 6 (29 Sep 2021)	Rama 6	Morning Rush Hours (7.00 - 9.00 a.m.)	853	5,864	21,292	
			Off - peak Hours (9.00 a.m. - 4.00 p.m.)	3,267			
			Evening Rush Hours (4.00 - 7.00 p.m.)	1,744			
		Soi Set Siri 2	Morning Rush Hours (7.00 - 9.00 a.m.)	2,009			15,428
			Off - peak Hours (9.00 a.m. - 4.00 p.m.)	8,806			
			Evening Rush Hours (4.00 - 7.00 p.m.)	4,613			
179	22 July Roundabout (1 Oct 2021)	Mittraphan	Morning Rush Hours (7.00 - 9.00 a.m.)	2,163	12,893	27,345	
			Off - peak Hours (9.00 a.m. - 4.00 p.m.)	7,625			
			Evening Rush Hours (4.00 - 7.00 p.m.)	3,105			
		Maitri Chit	Morning Rush Hours (7.00 - 9.00 a.m.)	1,697			10,480
			Off - peak Hours (9.00 a.m. - 4.00 p.m.)	6,456			
			Evening Rush Hours (4.00 - 7.00 p.m.)	2,327			
		Santiphap	Morning Rush Hours (7.00 - 9.00 a.m.)	694	3,972		
			Off - peak Hours (9.00 a.m. - 4.00 p.m.)	2,184			
			Evening Rush Hours (4.00 - 7.00 p.m.)	1,094			

Traffic Volume at the Intersections in Bangkok Metropolis 2021

arranged in orderliness of the date of survey

No.	Name of Intersections	Road/Soi	Period	Total Volume		
				per period	per road	Total
180	Wong Sawang (4 Oct 2021)	Krung Thep - Nonthaburi	Morning Rush Hours (7.00 - 9.00 a.m.)	3,572	34,982	86,913
			Off - peak Hours (9.00 a.m. - 4.00 p.m.)	11,012		
			Evening Rush Hours (4.00 - 7.00 p.m.)	4,660		
		Wong Sawang	Morning Rush Hours (7.00 - 9.00 a.m.)	5,897		
			Off - peak Hours (9.00 a.m. - 4.00 p.m.)	20,071		
			Evening Rush Hours (4.00 - 7.00 p.m.)	9,014		
Ratchadaphisek	Morning Rush Hours (7.00 - 9.00 a.m.)	5,389				
	Off - peak Hours (9.00 a.m. - 4.00 p.m.)	18,763				
	Evening Rush Hours (4.00 - 7.00 p.m.)	8,535				
181	Phibun Watthana (5 Oct 2021)	Rama 6	Morning Rush Hours (7.00 - 9.00 a.m.)	4,493	7,379	35,174
			Off - peak Hours (9.00 a.m. - 4.00 p.m.)	15,013		
			Evening Rush Hours (4.00 - 7.00 p.m.)	6,767		
		Entrance of Expressway	Morning Rush Hours (7.00 - 9.00 a.m.)	1,525		
			Off - peak Hours (9.00 a.m. - 4.00 p.m.)	4,206		
			Evening Rush Hours (4.00 - 7.00 p.m.)	1,648		
Soi Phibun Watthana	Morning Rush Hours (7.00 - 9.00 a.m.)	239				
	Off - peak Hours (9.00 a.m. - 4.00 p.m.)	933				
	Evening Rush Hours (4.00 - 7.00 p.m.)	350				
182	Tak Sin (6 Oct 2021)	Somdet Phra Chao Tak Sin	Morning Rush Hours (7.00 - 9.00 a.m.)	8,331	49,260	147,567
			Off - peak Hours (9.00 a.m. - 4.00 p.m.)	28,392		
			Evening Rush Hours (4.00 - 7.00 p.m.)	12,537		
		Ratchaphruek	Morning Rush Hours (7.00 - 9.00 a.m.)	8,387		
			Off - peak Hours (9.00 a.m. - 4.00 p.m.)	26,956		
			Evening Rush Hours (4.00 - 7.00 p.m.)	9,855		
Krung Thonburi	Morning Rush Hours (7.00 - 9.00 a.m.)	9,372				
	Off - peak Hours (9.00 a.m. - 4.00 p.m.)	29,825				
	Evening Rush Hours (4.00 - 7.00 p.m.)	13,912				
183	Lak Si (6 Oct 2021)	Kamphaeng Phet 6	Morning Rush Hours (7.00 - 9.00 a.m.)	3,727	22,777	58,829
			Off - peak Hours (9.00 a.m. - 4.00 p.m.)	13,264		
			Evening Rush Hours (4.00 - 7.00 p.m.)	5,786		
		Chaeng Watthana	Morning Rush Hours (7.00 - 9.00 a.m.)	5,770		
			Off - peak Hours (9.00 a.m. - 4.00 p.m.)	21,102		
			Evening Rush Hours (4.00 - 7.00 p.m.)	9,180		
184	Suwinthawong (7 Oct 2021)	Suwinthawong	Morning Rush Hours (7.00 - 9.00 a.m.)	8,440	40,556	59,872
			Off - peak Hours (9.00 a.m. - 4.00 p.m.)	21,983		
			Evening Rush Hours (4.00 - 7.00 p.m.)	10,133		
		Ramkhamhaeng	Morning Rush Hours (7.00 - 9.00 a.m.)	2,832		
			Off - peak Hours (9.00 a.m. - 4.00 p.m.)	11,051		
			Evening Rush Hours (4.00 - 7.00 p.m.)	5,433		
185	Set Siri (8 Oct 2021)	Rama 6	Morning Rush Hours (7.00 - 9.00 a.m.)	3,900	27,402	38,197
			Off - peak Hours (9.00 a.m. - 4.00 p.m.)	15,802		
			Evening Rush Hours (4.00 - 7.00 p.m.)	7,700		
		Set Siri	Morning Rush Hours (7.00 - 9.00 a.m.)	310		
			Off - peak Hours (9.00 a.m. - 4.00 p.m.)	1,525		
			Evening Rush Hours (4.00 - 7.00 p.m.)	725		
Entrance of Expressway	Morning Rush Hours (7.00 - 9.00 a.m.)	1,694				
	Off - peak Hours (9.00 a.m. - 4.00 p.m.)	4,814				
	Evening Rush Hours (4.00 - 7.00 p.m.)	1,727				

Traffic Volume at the Intersections in Bangkok Metropolis 2021

arranged in orderliness of the date of survey

No.	Name of Intersections	Road/Soi	Period	Total Volume		
				per period	per road	Total
186	Duan Pracha Chuen (11 Oct 2021)	Pracha Chuen	Morning Rush Hours (7.00 - 9.00 a.m.)	5,073	28,666	37,360
			Off - peak Hours (9.00 a.m. - 4.00 p.m.)	15,873		
	Evening Rush Hours (4.00 - 7.00 p.m.)	7,720	8,694			
	Morning Rush Hours (7.00 - 9.00 a.m.)	1,331				
187	Sawankhalok (12 Oct 2021)	Sawankhalok	Off - peak Hours (9.00 a.m. - 4.00 p.m.)	10,341	17,347	28,210
			Evening Rush Hours (4.00 - 7.00 p.m.)	4,018		
	Morning Rush Hours (7.00 - 9.00 a.m.)	2,032	10,863			
	Off - peak Hours (9.00 a.m. - 4.00 p.m.)	6,114				
188	Rama 2 (14 Oct 2021)	Suk Sawat	Evening Rush Hours (4.00 - 7.00 p.m.)	16,589	63,305	110,742
			Morning Rush Hours (7.00 - 9.00 a.m.)	8,766		
	Off - peak Hours (9.00 a.m. - 4.00 p.m.)	27,329	47,437			
	Evening Rush Hours (4.00 - 7.00 p.m.)	11,342				
189	Song Prapha - Choet Wutthakat (14 Oct 2021)	Choet Wutthakat	Morning Rush Hours (7.00 - 9.00 a.m.)	1,955	13,722	22,248
			Off - peak Hours (9.00 a.m. - 4.00 p.m.)	7,039		
	Evening Rush Hours (4.00 - 7.00 p.m.)	4,728	8,526			
	Morning Rush Hours (7.00 - 9.00 a.m.)	1,430				
190	Saphan Khwai (14 Oct 2021)	Phahonyothin	Off - peak Hours (9.00 a.m. - 4.00 p.m.)	21,489	36,479	61,432
			Evening Rush Hours (4.00 - 7.00 p.m.)	9,423		
			Morning Rush Hours (7.00 - 9.00 a.m.)	1,943		
		Pradiphat	Off - peak Hours (9.00 a.m. - 4.00 p.m.)	7,021	11,642	
			Evening Rush Hours (4.00 - 7.00 p.m.)	2,678		
			Morning Rush Hours (7.00 - 9.00 a.m.)	1,911		
Sutthisan	Off - peak Hours (9.00 a.m. - 4.00 p.m.)	7,749	13,311			
	Evening Rush Hours (4.00 - 7.00 p.m.)	3,651				
	Morning Rush Hours (7.00 - 9.00 a.m.)	5,567				
191	Saunruenrudee (20 Oct 2021)	Nakhon Ratchasima	Off - peak Hours (9.00 a.m. - 4.00 p.m.)	5,100	8,885	21,960
			Evening Rush Hours (4.00 - 7.00 p.m.)	2,479		
		Sukhothai	Morning Rush Hours (7.00 - 9.00 a.m.)	2,439	13,075	
			Off - peak Hours (9.00 a.m. - 4.00 p.m.)	7,510		
192	Thai Raman (20 Oct 2021)	Thai Raman (NB-SB)	Evening Rush Hours (4.00 - 7.00 p.m.)	3,126	4,242	8,000
			Morning Rush Hours (7.00 - 9.00 a.m.)	499		
		Thai Raman (WB)	Off - peak Hours (9.00 a.m. - 4.00 p.m.)	2,182	3,758	
			Evening Rush Hours (4.00 - 7.00 p.m.)	1,851		
193	Bang Krabue (20 Oct 2021)	Samsen	Evening Rush Hours (4.00 - 7.00 p.m.)	832	18,164	23,084
			Morning Rush Hours (7.00 - 9.00 a.m.)	1,075		
		Khiao Khai Ka	Off - peak Hours (9.00 a.m. - 4.00 p.m.)	1,851	156	
			Evening Rush Hours (4.00 - 7.00 p.m.)	832		

Traffic Volume at the Intersections in Bangkok Metropolis 2021

arranged in orderliness of the date of survey

No.	Name of Intersections	Road/Soi	Period	Total Volume		
				per period	per road	Total
193	(continued)	Amnuay Songkhram	Morning Rush Hours (7.00 - 9.00 a.m.) Off - peak Hours (9.00 a.m. - 4.00 p.m.) Evening Rush Hours (4.00 - 7.00 p.m.)	571 2,780 1,413	4,764	
194	On Nut - On Nut 10 - On Nut 17  (20 Oct 2021)	On Nut 10	Morning Rush Hours (7.00 - 9.00 a.m.) Off - peak Hours (9.00 a.m. - 4.00 p.m.) Evening Rush Hours (4.00 - 7.00 p.m.)	247 972 409	1,628	25,755
		On Nut 17	Morning Rush Hours (7.00 - 9.00 a.m.) Off - peak Hours (9.00 a.m. - 4.00 p.m.) Evening Rush Hours (4.00 - 7.00 p.m.)	715 2,723 1,438	4,876	
		On Nut	Morning Rush Hours (7.00 - 9.00 a.m.) Off - peak Hours (9.00 a.m. - 4.00 p.m.) Evening Rush Hours (4.00 - 7.00 p.m.)	3,777 10,508 4,966	19,251	
195	Wongwian Rodo   (25 Oct 2021)	Chakkraphet	Morning Rush Hours (7.00 - 9.00 a.m.) Off - peak Hours (9.00 a.m. - 4.00 p.m.) Evening Rush Hours (4.00 - 7.00 p.m.)	624 2,225 1,302	4,151	18,419
		Sanam Chai	Morning Rush Hours (7.00 - 9.00 a.m.) Off - peak Hours (9.00 a.m. - 4.00 p.m.) Evening Rush Hours (4.00 - 7.00 p.m.)	1,314 4,209 1,825	7,348	
		Maha Rat	Morning Rush Hours (7.00 - 9.00 a.m.) Off - peak Hours (9.00 a.m. - 4.00 p.m.) Evening Rush Hours (4.00 - 7.00 p.m.)	410 1,846 633	2,889	
		Rachini	Morning Rush Hours (7.00 - 9.00 a.m.) Off - peak Hours (9.00 a.m. - 4.00 p.m.) Evening Rush Hours (4.00 - 7.00 p.m.)	673 2,295 1,063	4,031	
196	Soi Wat Sukhantharam  (25 Oct 2021)	Sawankhalok	Morning Rush Hours (7.00 - 9.00 a.m.) Off - peak Hours (9.00 a.m. - 4.00 p.m.) Evening Rush Hours (4.00 - 7.00 p.m.)	2,585 7,758 2,974	13,317	13,714
		Soi Wat Sukhantharam	Morning Rush Hours (7.00 - 9.00 a.m.) Off - peak Hours (9.00 a.m. - 4.00 p.m.) Evening Rush Hours (4.00 - 7.00 p.m.)	73 241 83	397	
197	Phet Kasem - Ratchaphruek  (26 Oct 2021)	Ratchaphruek	Morning Rush Hours (7.00 - 9.00 a.m.) Off - peak Hours (9.00 a.m. - 4.00 p.m.) Evening Rush Hours (4.00 - 7.00 p.m.)	16,619 52,864 22,618	92,101	135,970
		Phet Kasem	Morning Rush Hours (7.00 - 9.00 a.m.) Off - peak Hours (9.00 a.m. - 4.00 p.m.) Evening Rush Hours (4.00 - 7.00 p.m.)	7,903 25,373 10,593	43,869	
198	Pradiphat  (26 Oct 2021)	Rama 6	Morning Rush Hours (7.00 - 9.00 a.m.) Off - peak Hours (9.00 a.m. - 4.00 p.m.) Evening Rush Hours (4.00 - 7.00 p.m.)	3,993 13,874 6,052	23,919	41,308
		Pradiphat	Morning Rush Hours (7.00 - 9.00 a.m.) Off - peak Hours (9.00 a.m. - 4.00 p.m.) Evening Rush Hours (4.00 - 7.00 p.m.)	2,475 10,712 4,202	17,389	
199	Suwinthawong - Yu Witthaya - Ruam Phatthana  (27 Oct 2021)	Ruam Phatthana	Morning Rush Hours (7.00 - 9.00 a.m.) Off - peak Hours (9.00 a.m. - 4.00 p.m.) Evening Rush Hours (4.00 - 7.00 p.m.)	821 2,920 1,517	5,258	42,110
		Yu Witthaya	Morning Rush Hours (7.00 - 9.00 a.m.) Off - peak Hours (9.00 a.m. - 4.00 p.m.) Evening Rush Hours (4.00 - 7.00 p.m.)	978 1,709 825	3,512	
		Suwinthawong	Morning Rush Hours (7.00 - 9.00 a.m.) Off - peak Hours (9.00 a.m. - 4.00 p.m.) Evening Rush Hours (4.00 - 7.00 p.m.)	5,940 17,189 10,211	33,340	

Traffic Volume at the Intersections in Bangkok Metropolis 2021

arranged in orderliness of the date of survey

No.	Name of Intersections	Road/Soi	Period	Total Volume		
				per period	per road	Total
200	Merry Kings (27 Oct 2021)	Chakkraphet	Morning Rush Hours (7.00 - 9.00 a.m.)	5,071	20,363	30,708
			Off - peak Hours (9.00 a.m. - 4.00 p.m.)	11,321		
			Evening Rush Hours (4.00 - 7.00 p.m.)	3,971		
		Yaowarat	Morning Rush Hours (7.00 - 9.00 a.m.)	1,309	10,345	
Off - peak Hours (9.00 a.m. - 4.00 p.m.)	6,490					
		Evening Rush Hours (4.00 - 7.00 p.m.)	2,546			
201	Ratchawong (27 Oct 2021)	Ratchawong	Morning Rush Hours (7.00 - 9.00 a.m.)	1,060	7,410	22,191
			Off - peak Hours (9.00 a.m. - 4.00 p.m.)	4,551		
			Evening Rush Hours (4.00 - 7.00 p.m.)	1,799		
		Yaowarat	Morning Rush Hours (7.00 - 9.00 a.m.)	1,943	14,781	
Off - peak Hours (9.00 a.m. - 4.00 p.m.)	9,115					
		Evening Rush Hours (4.00 - 7.00 p.m.)	3,723			
202	Yaowarat - Itsara Nuphap (27 Oct 2021)	Itsara Nuphap	Morning Rush Hours (7.00 - 9.00 a.m.)	16	71	22,625
			Off - peak Hours (9.00 a.m. - 4.00 p.m.)	46		
			Evening Rush Hours (4.00 - 7.00 p.m.)	9		
		Yaowarat	Morning Rush Hours (7.00 - 9.00 a.m.)	2,645	22,554	
Off - peak Hours (9.00 a.m. - 4.00 p.m.)	12,966					
		Evening Rush Hours (4.00 - 7.00 p.m.)	6,943			
203	Wat Tuek (27 Oct 2021)	Chakkrawat	Morning Rush Hours (7.00 - 9.00 a.m.)	1,426	11,483	28,332
			Off - peak Hours (9.00 a.m. - 4.00 p.m.)	6,428		
			Evening Rush Hours (4.00 - 7.00 p.m.)	3,629		
		Yaowarat	Morning Rush Hours (7.00 - 9.00 a.m.)	2,496	16,849	
Off - peak Hours (9.00 a.m. - 4.00 p.m.)	9,271					
		Evening Rush Hours (4.00 - 7.00 p.m.)	5,082			
204	Yaowarat - Mangkon (28 Oct 2021)	Mangkon	Morning Rush Hours (7.00 - 9.00 a.m.)	163	1,138	17,874
			Off - peak Hours (9.00 a.m. - 4.00 p.m.)	555		
			Evening Rush Hours (4.00 - 7.00 p.m.)	420		
		Yaowarat	Morning Rush Hours (7.00 - 9.00 a.m.)	1,758	16,736	
Off - peak Hours (9.00 a.m. - 4.00 p.m.)	10,570					
		Evening Rush Hours (4.00 - 7.00 p.m.)	4,408			
205	Yaowarat - Phadung Dao (28 Oct 2021)	Phadung Dao	Morning Rush Hours (7.00 - 9.00 a.m.)	232	2,030	13,740
			Off - peak Hours (9.00 a.m. - 4.00 p.m.)	1,330		
			Evening Rush Hours (4.00 - 7.00 p.m.)	468		
		Yaowarat	Morning Rush Hours (7.00 - 9.00 a.m.)	1,270	11,710	
Off - peak Hours (9.00 a.m. - 4.00 p.m.)	6,930					
		Evening Rush Hours (4.00 - 7.00 p.m.)	3,510			
206	Yaowarat - Plaeng Nam (28 Oct 2021)	Yaowarat	Morning Rush Hours (7.00 - 9.00 a.m.)	2,715	17,840	17,840
		Off - peak Hours (9.00 a.m. - 4.00 p.m.)	10,644			
		Evening Rush Hours (4.00 - 7.00 p.m.)	4,481			
207	Chaloem Buri (28 Oct 2021)	Song Sawat	Morning Rush Hours (7.00 - 9.00 a.m.)	853	5,864	21,292
			Off - peak Hours (9.00 a.m. - 4.00 p.m.)	3,267		
			Evening Rush Hours (4.00 - 7.00 p.m.)	1,744		
		Yaowarat	Morning Rush Hours (7.00 - 9.00 a.m.)	2,009	15,428	
Off - peak Hours (9.00 a.m. - 4.00 p.m.)	8,806					
		Evening Rush Hours (4.00 - 7.00 p.m.)	4,613			
208	Yaowarat - Maha Chak (28 Oct 2021)	Maha Chak	Morning Rush Hours (7.00 - 9.00 a.m.)	47	673	19,608
			Off - peak Hours (9.00 a.m. - 4.00 p.m.)	422		
			Evening Rush Hours (4.00 - 7.00 p.m.)	204		
		Yaowarat	Morning Rush Hours (7.00 - 9.00 a.m.)	2,554	18,935	
Off - peak Hours (9.00 a.m. - 4.00 p.m.)	10,862					
		Evening Rush Hours (4.00 - 7.00 p.m.)	5,519			

Traffic Volume at the Intersections in Bangkok Metropolis 2021

arranged in orderliness of the date of survey

No.	Name of Intersections	Road/Soi	Period	Total Volume		
				per period	per road	Total
209	Chinatown Gate (28 Oct 2021)	Charoen Krung	Morning Rush Hours (7.00 - 9.00 a.m.)	8,625	22,745	37,915
			Off - peak Hours (9.00 a.m. - 4.00 p.m.)	8,464		
			Evening Rush Hours (4.00 - 7.00 p.m.)	5,656		
		Soi Yaowarat 1	Morning Rush Hours (7.00 - 9.00 a.m.)	35	177	
			Off - peak Hours (9.00 a.m. - 4.00 p.m.)	109		
			Evening Rush Hours (4.00 - 7.00 p.m.)	33		
Tri Mit	Morning Rush Hours (7.00 - 9.00 a.m.)	664	3,470			
	Off - peak Hours (9.00 a.m. - 4.00 p.m.)	1,909				
	Evening Rush Hours (4.00 - 7.00 p.m.)	897				
Soi Yaowarat 3	Morning Rush Hours (7.00 - 9.00 a.m.)	11	59			
	Off - peak Hours (9.00 a.m. - 4.00 p.m.)	36				
	Evening Rush Hours (4.00 - 7.00 p.m.)	12				
Yaowarat	Morning Rush Hours (7.00 - 9.00 a.m.)	1,512	8,132			
	Off - peak Hours (9.00 a.m. - 4.00 p.m.)	4,664				
	Evening Rush Hours (4.00 - 7.00 p.m.)	1,956				
Mittaphap Thai - China	Morning Rush Hours (7.00 - 9.00 a.m.)	503	3,332			
	Off - peak Hours (9.00 a.m. - 4.00 p.m.)	2,007				
	Evening Rush Hours (4.00 - 7.00 p.m.)	822				
210	Ranong 1 (29 Oct 2021)	Thoet Damri	Morning Rush Hours (7.00 - 9.00 a.m.)	2,308	13,363	16,605
			Off - peak Hours (9.00 a.m. - 4.00 p.m.)	7,425		
			Evening Rush Hours (4.00 - 7.00 p.m.)	3,630		
Ranong 1	Morning Rush Hours (7.00 - 9.00 a.m.)	582	3,242			
	Off - peak Hours (9.00 a.m. - 4.00 p.m.)	1,886				
	Evening Rush Hours (4.00 - 7.00 p.m.)	774				
211	Kamphaeng Phet 5 - Ranong 1 - Rama 6 Soi 37 (3 Nov 2021)	Kamphaeng Phet 5	Morning Rush Hours (7.00 - 9.00 a.m.)	621	3,612	7,502
			Off - peak Hours (9.00 a.m. - 4.00 p.m.)	2,090		
			Evening Rush Hours (4.00 - 7.00 p.m.)	901		
		Ranong 1	Morning Rush Hours (7.00 - 9.00 a.m.)	803	3,190	
			Off - peak Hours (9.00 a.m. - 4.00 p.m.)	1,860		
			Evening Rush Hours (4.00 - 7.00 p.m.)	527		
Rama 6 Soi 37	Morning Rush Hours (7.00 - 9.00 a.m.)	153	700			
	Off - peak Hours (9.00 a.m. - 4.00 p.m.)	385				
	Evening Rush Hours (4.00 - 7.00 p.m.)	162				
212	Victory Monument (In) (5 Nov 2021)	Phaya Thai	Morning Rush Hours (7.00 - 9.00 a.m.)	1,683	13,158	81,611
			Off - peak Hours (9.00 a.m. - 4.00 p.m.)	7,994		
			Evening Rush Hours (4.00 - 7.00 p.m.)	3,481		
		Phahonyothin	Morning Rush Hours (7.00 - 9.00 a.m.)	3,300	17,711	
			Off - peak Hours (9.00 a.m. - 4.00 p.m.)	10,358		
			Evening Rush Hours (4.00 - 7.00 p.m.)	4,053		
Ratchawithi	Morning Rush Hours (7.00 - 9.00 a.m.)	9,007	50,742			
	Off - peak Hours (9.00 a.m. - 4.00 p.m.)	29,620				
	Evening Rush Hours (4.00 - 7.00 p.m.)	12,115				
213	Victory Monument (Out) (5 Nov 2021)	Phaya Thai	Morning Rush Hours (7.00 - 9.00 a.m.)	3,055	20,400	69,976
			Off - peak Hours (9.00 a.m. - 4.00 p.m.)	11,919		
			Evening Rush Hours (4.00 - 7.00 p.m.)	5,426		
		Phahonyothin	Morning Rush Hours (7.00 - 9.00 a.m.)	2,194	17,971	
			Off - peak Hours (9.00 a.m. - 4.00 p.m.)	11,045		
			Evening Rush Hours (4.00 - 7.00 p.m.)	4,732		
Ratchawithi	Morning Rush Hours (7.00 - 9.00 a.m.)	4,689	31,605			
	Off - peak Hours (9.00 a.m. - 4.00 p.m.)	18,969				
	Evening Rush Hours (4.00 - 7.00 p.m.)	7,947				

Traffic Volume at the Intersections in Bangkok Metropolis 2021

arranged in orderliness of the date of survey

No.	Name of Intersections	Road/Soi	Period	Total Volume			
				per period	per road	Total	
214	Bang Khen (8 Nov 2021)	Kamphaeng Phet 6	Morning Rush Hours (7.00 - 9.00 a.m.)	3,400	20,562	56,276	
			Off - peak Hours (9.00 a.m. - 4.00 p.m.)	11,933			
			Evening Rush Hours (4.00 - 7.00 p.m.)	5,229			
		Ngam Wong Wan	Morning Rush Hours (7.00 - 9.00 a.m.)	5,791			35,714
			Off - peak Hours (9.00 a.m. - 4.00 p.m.)	20,673			
			Evening Rush Hours (4.00 - 7.00 p.m.)	9,250			
215	Mo Mi (9 Nov 2021)	Rama 4	Morning Rush Hours (7.00 - 9.00 a.m.)	713	5,997	26,717	
			Off - peak Hours (9.00 a.m. - 4.00 p.m.)	3,280			
			Evening Rush Hours (4.00 - 7.00 p.m.)	2,004			
		Charoen Krung	Morning Rush Hours (7.00 - 9.00 a.m.)	2,649	17,710		
			Off - peak Hours (9.00 a.m. - 4.00 p.m.)	10,310			
			Evening Rush Hours (4.00 - 7.00 p.m.)	4,751			
		Mittraphan	Morning Rush Hours (7.00 - 9.00 a.m.)	335	3,010		
			Off - peak Hours (9.00 a.m. - 4.00 p.m.)	1,823			
			Evening Rush Hours (4.00 - 7.00 p.m.)	852			
216	Khlong Prapa (10 Nov 2021)	Pracha Chuen	Morning Rush Hours (7.00 - 9.00 a.m.)	2,064	9,732	104,113	
			Off - peak Hours (9.00 a.m. - 4.00 p.m.)	5,568			
			Evening Rush Hours (4.00 - 7.00 p.m.)	2,100			
		Liap Khlong Prapa	Morning Rush Hours (7.00 - 9.00 a.m.)	1,502	8,871		
			Off - peak Hours (9.00 a.m. - 4.00 p.m.)	4,881			
			Evening Rush Hours (4.00 - 7.00 p.m.)	2,488			
		Chaeng Watthana	Morning Rush Hours (7.00 - 9.00 a.m.)	14,405	85,510		
			Off - peak Hours (9.00 a.m. - 4.00 p.m.)	50,540			
			Evening Rush Hours (4.00 - 7.00 p.m.)	20,565			
217	Wang Daeng (11 Nov 2021)	Nakhon Ratchasima	Morning Rush Hours (7.00 - 9.00 a.m.)	2,774	15,179	25,074	
			Off - peak Hours (9.00 a.m. - 4.00 p.m.)	9,402			
			Evening Rush Hours (4.00 - 7.00 p.m.)	3,003			
		Phitsanulok	Morning Rush Hours (7.00 - 9.00 a.m.)	1,711	9,895		
			Off - peak Hours (9.00 a.m. - 4.00 p.m.)	5,598			
			Evening Rush Hours (4.00 - 7.00 p.m.)	2,586			
218	Si Lom - Naradhiwas (12 Nov 2021)	Naradhiwas Rajanagarindra	Morning Rush Hours (7.00 - 9.00 a.m.)	4,083	24,199	49,769	
			Off - peak Hours (9.00 a.m. - 4.00 p.m.)	14,635			
			Evening Rush Hours (4.00 - 7.00 p.m.)	5,481			
		Si Lom	Morning Rush Hours (7.00 - 9.00 a.m.)	4,399	25,570		
			Off - peak Hours (9.00 a.m. - 4.00 p.m.)	15,097			
			Evening Rush Hours (4.00 - 7.00 p.m.)	6,074			
219	Rama 9 (New) (15 Nov 2021)	Phet Phra Ram	Morning Rush Hours (7.00 - 9.00 a.m.)	620	5,272	47,853	
			Off - peak Hours (9.00 a.m. - 4.00 p.m.)	3,144			
			Evening Rush Hours (4.00 - 7.00 p.m.)	1,508			
		Rama 9	Morning Rush Hours (7.00 - 9.00 a.m.)	8,053	42,581		
			Off - peak Hours (9.00 a.m. - 4.00 p.m.)	24,324			
			Evening Rush Hours (4.00 - 7.00 p.m.)	10,204			
220	Suwinthawong - Nimit Mai (16 Nov 2021)	Nimit Mai	Morning Rush Hours (7.00 - 9.00 a.m.)	4,565	21,889	59,251	
			Off - peak Hours (9.00 a.m. - 4.00 p.m.)	11,599			
			Evening Rush Hours (4.00 - 7.00 p.m.)	5,725			
		Suwinthawong	Morning Rush Hours (7.00 - 9.00 a.m.)	6,824	37,362		
			Off - peak Hours (9.00 a.m. - 4.00 p.m.)	20,404			
			Evening Rush Hours (4.00 - 7.00 p.m.)	10,134			

Traffic Volume at the Intersections in Bangkok Metropolis 2021

arranged in orderliness of the date of survey

No.	Name of Intersections	Road/Soi	Period	Total Volume		
				per period	per road	Total
221	Phet Kasem - Phutthamonthon Sai 1 (17 Nov 2021)	Phutthamonthon Sai 1	Morning Rush Hours (7.00 - 9.00 a.m.)	2,053	9,500	57,681
			Off - peak Hours (9.00 a.m. - 4.00 p.m.)	5,166		
			Evening Rush Hours (4.00 - 7.00 p.m.)	2,281		
	Phet Kasem	Morning Rush Hours (7.00 - 9.00 a.m.)	8,027	48,181		
		Off - peak Hours (9.00 a.m. - 4.00 p.m.)	27,701			
		Evening Rush Hours (4.00 - 7.00 p.m.)	12,453			
222	Democracy Monument (In) (18 Nov 2021)	Dinso	Morning Rush Hours (7.00 - 9.00 a.m.)	841	6,318	45,778
			Off - peak Hours (9.00 a.m. - 4.00 p.m.)	3,548		
			Evening Rush Hours (4.00 - 7.00 p.m.)	1,929		
	Ratchadamnoen	Morning Rush Hours (7.00 - 9.00 a.m.)	6,809	39,460		
		Off - peak Hours (9.00 a.m. - 4.00 p.m.)	24,136			
		Evening Rush Hours (4.00 - 7.00 p.m.)	8,515			
223	Democracy Monument (Out) (18 Nov 2021)	Dinso	Morning Rush Hours (7.00 - 9.00 a.m.)	1,229	7,471	60,752
			Off - peak Hours (9.00 a.m. - 4.00 p.m.)	4,495		
			Evening Rush Hours (4.00 - 7.00 p.m.)	1,747		
	Ratchadamnoen	Morning Rush Hours (7.00 - 9.00 a.m.)	8,218	53,281		
		Off - peak Hours (9.00 a.m. - 4.00 p.m.)	30,713			
		Evening Rush Hours (4.00 - 7.00 p.m.)	14,350			
224	Witthayu (19 Nov 2021)	Sathon	Morning Rush Hours (7.00 - 9.00 a.m.)	4,205	26,272	124,733
			Off - peak Hours (9.00 a.m. - 4.00 p.m.)	15,470		
			Evening Rush Hours (4.00 - 7.00 p.m.)	6,597		
	Witthayu	Morning Rush Hours (7.00 - 9.00 a.m.)	2,764	17,191		
		Off - peak Hours (9.00 a.m. - 4.00 p.m.)	10,231			
		Evening Rush Hours (4.00 - 7.00 p.m.)	4,196			
	Rama 4	Morning Rush Hours (7.00 - 9.00 a.m.)	15,320	81,270		
		Off - peak Hours (9.00 a.m. - 4.00 p.m.)	46,553			
		Evening Rush Hours (4.00 - 7.00 p.m.)	19,397			
225	Wat Saphan Sung (22 Nov 2021)	Techa Wanit	Morning Rush Hours (7.00 - 9.00 a.m.)	4,695	21,523	27,476
			Off - peak Hours (9.00 a.m. - 4.00 p.m.)	10,669		
			Evening Rush Hours (4.00 - 7.00 p.m.)	6,159		
	Rama 6	Morning Rush Hours (7.00 - 9.00 a.m.)	1,182	5,953		
		Off - peak Hours (9.00 a.m. - 4.00 p.m.)	3,027			
		Evening Rush Hours (4.00 - 7.00 p.m.)	1,744			
226	Bearing (23 Nov 2021)	Sukhumvit	Morning Rush Hours (7.00 - 9.00 a.m.)	7,570	42,317	49,163
			Off - peak Hours (9.00 a.m. - 4.00 p.m.)	23,901		
			Evening Rush Hours (4.00 - 7.00 p.m.)	10,846		
	Sukhumvit 107	Morning Rush Hours (7.00 - 9.00 a.m.)	1,334	6,846		
		Off - peak Hours (9.00 a.m. - 4.00 p.m.)	3,967			
		Evening Rush Hours (4.00 - 7.00 p.m.)	1,545			
227	Talat Phlu (24 Nov 2021)	Ratchadaphisek	Morning Rush Hours (7.00 - 9.00 a.m.)	2,613	16,325	27,986
			Off - peak Hours (9.00 a.m. - 4.00 p.m.)	9,213		
			Evening Rush Hours (4.00 - 7.00 p.m.)	4,499		
	Thoet Thai	Morning Rush Hours (7.00 - 9.00 a.m.)	2,014	11,661		
		Off - peak Hours (9.00 a.m. - 4.00 p.m.)	6,700			
		Evening Rush Hours (4.00 - 7.00 p.m.)	2,947			



Traffic Volume at the Intersections in Bangkok Metropolis 2021

arranged in orderliness of the date of survey

No.	Name of Intersections	Road/Soi	Period	Total Volume		
				per period	per road	Total
228	Sam Yaek Bang Kapi (25 Nov 2021)	Srinagarindra	Morning Rush Hours (7.00 - 9.00 a.m.)	1,062	8,625	40,076
			Off - peak Hours (9.00 a.m. - 4.00 p.m.)	5,138		
			Evening Rush Hours (4.00 - 7.00 p.m.)	2,425		
		Lat Phrao	Morning Rush Hours (7.00 - 9.00 a.m.)	4,331		
			Off - peak Hours (9.00 a.m. - 4.00 p.m.)	18,588		
			Evening Rush Hours (4.00 - 7.00 p.m.)	8,532		
229	Phong Phraram (26 Nov 2021)	Rama 6	Morning Rush Hours (7.00 - 9.00 a.m.)	384	4,647	42,834
			Off - peak Hours (9.00 a.m. - 4.00 p.m.)	2,829		
			Evening Rush Hours (4.00 - 7.00 p.m.)	1,434		
		Rama 1	Morning Rush Hours (7.00 - 9.00 a.m.)	6,073		
			Off - peak Hours (9.00 a.m. - 4.00 p.m.)	22,010		
			Evening Rush Hours (4.00 - 7.00 p.m.)	10,104		
230	Duan Sathu (29 Nov 2021)	Sathu Pradit	Morning Rush Hours (7.00 - 9.00 a.m.)	3,904	21,028	78,225
			Off - peak Hours (9.00 a.m. - 4.00 p.m.)	11,645		
			Evening Rush Hours (4.00 - 7.00 p.m.)	5,479		
		Ratchadaphisek	Morning Rush Hours (7.00 - 9.00 a.m.)	10,520		
			Off - peak Hours (9.00 a.m. - 4.00 p.m.)	31,847		
			Evening Rush Hours (4.00 - 7.00 p.m.)	14,830		
231	Phahonyothin - Thep Rak (30 Nov 2021)	Phahonyothin	Morning Rush Hours (7.00 - 9.00 a.m.)	6,192	38,379	53,507
			Off - peak Hours (9.00 a.m. - 4.00 p.m.)	21,645		
			Evening Rush Hours (4.00 - 7.00 p.m.)	10,542		
		Thep Rak	Morning Rush Hours (7.00 - 9.00 a.m.)	3,081		
			Off - peak Hours (9.00 a.m. - 4.00 p.m.)	7,892		
			Evening Rush Hours (4.00 - 7.00 p.m.)	4,155		
232	Phrom Phong (1 Dec 2021)	Phrom Phong	Morning Rush Hours (7.00 - 9.00 a.m.)	2,110	10,598	58,498
			Off - peak Hours (9.00 a.m. - 4.00 p.m.)	5,823		
			Evening Rush Hours (4.00 - 7.00 p.m.)	2,665		
		Phetchaburi	Morning Rush Hours (7.00 - 9.00 a.m.)	7,483		
			Off - peak Hours (9.00 a.m. - 4.00 p.m.)	27,747		
			Evening Rush Hours (4.00 - 7.00 p.m.)	12,670		
233	Phetchaburi - Thong Lo (1 Dec 2021)	Soi Thong Lo	Morning Rush Hours (7.00 - 9.00 a.m.)	4,623	15,054	75,102
			Off - peak Hours (9.00 a.m. - 4.00 p.m.)	7,720		
			Evening Rush Hours (4.00 - 7.00 p.m.)	2,711		
		Phetchaburi	Morning Rush Hours (7.00 - 9.00 a.m.)	10,847		
			Off - peak Hours (9.00 a.m. - 4.00 p.m.)	36,691		
			Evening Rush Hours (4.00 - 7.00 p.m.)	12,510		
234	Charoen Phon (2 Dec 2021)	Banthat Thong	Morning Rush Hours (7.00 - 9.00 a.m.)	2,446	16,620	36,418
			Off - peak Hours (9.00 a.m. - 4.00 p.m.)	9,893		
			Evening Rush Hours (4.00 - 7.00 p.m.)	4,281		
		Rama 1	Morning Rush Hours (7.00 - 9.00 a.m.)	3,508		
			Off - peak Hours (9.00 a.m. - 4.00 p.m.)	9,905		
			Evening Rush Hours (4.00 - 7.00 p.m.)	6,385		
235	Phet Kasem 69 (3 Dec 2021)	Soi Phet Kasem 69	Morning Rush Hours (7.00 - 9.00 a.m.)	2,446	12,979	79,553
			Off - peak Hours (9.00 a.m. - 4.00 p.m.)	7,283		
			Evening Rush Hours (4.00 - 7.00 p.m.)	3,250		
		Soi Phet Kasem 102/4	Morning Rush Hours (7.00 - 9.00 a.m.)	46		
			Off - peak Hours (9.00 a.m. - 4.00 p.m.)	141		
			Evening Rush Hours (4.00 - 7.00 p.m.)	55		
		Phet Kasem	Morning Rush Hours (7.00 - 9.00 a.m.)	10,486		
			Off - peak Hours (9.00 a.m. - 4.00 p.m.)	39,607		
			Evening Rush Hours (4.00 - 7.00 p.m.)	16,239		

Traffic Volume at the Intersections in Bangkok Metropolis 2021

arranged in orderliness of the date of survey

No.	Name of Intersections	Road/Soi	Period	Total Volume			
				per period	per road	Total	
236	Sunlakakon  (7 Dec 2021)	Kasem Rat	Morning Rush Hours (7.00 - 9.00 a.m.)	4,360	27,000	58,495	
			Off - peak Hours (9.00 a.m. - 4.00 p.m.)	14,613			
			Evening Rush Hours (4.00 - 7.00 p.m.)	8,027			
		Sunthon Kosa	Morning Rush Hours (7.00 - 9.00 a.m.)	2,912			18,799
			Off - peak Hours (9.00 a.m. - 4.00 p.m.)	11,473			
			Evening Rush Hours (4.00 - 7.00 p.m.)	4,414			
At Narong	Morning Rush Hours (7.00 - 9.00 a.m.)	2,522	12,696				
	Off - peak Hours (9.00 a.m. - 4.00 p.m.)	7,191					
	Evening Rush Hours (4.00 - 7.00 p.m.)	2,983					
237	Bang Khun Thian - Phraya Monthat Ratchasi Phichit  (8 Dec 2021)	Bang Khun Thian	Morning Rush Hours (7.00 - 9.00 a.m.)	6,592	36,562	42,658	
			Off - peak Hours (9.00 a.m. - 4.00 p.m.)	20,639			
			Evening Rush Hours (4.00 - 7.00 p.m.)	9,331			
		Phraya Monthat Ratchasi Phichit	Morning Rush Hours (7.00 - 9.00 a.m.)	1,072	6,096		
			Off - peak Hours (9.00 a.m. - 4.00 p.m.)	3,646			
			Evening Rush Hours (4.00 - 7.00 p.m.)	1,378			
238	Phaya Thai  (9 Dec 2021)	Phaya Thai	Morning Rush Hours (7.00 - 9.00 a.m.)	6,771	37,150	98,749	
			Off - peak Hours (9.00 a.m. - 4.00 p.m.)	21,567			
			Evening Rush Hours (4.00 - 7.00 p.m.)	8,812			
		Si Ayutthaya	Morning Rush Hours (7.00 - 9.00 a.m.)	12,068	61,599		
			Off - peak Hours (9.00 a.m. - 4.00 p.m.)	35,067			
			Evening Rush Hours (4.00 - 7.00 p.m.)	14,464			
239	Rama 9  (13 Dec 2021)	Ratchadaphisek	Morning Rush Hours (7.00 - 9.00 a.m.)	7,970	46,148	113,806	
			Off - peak Hours (9.00 a.m. - 4.00 p.m.)	26,848			
			Evening Rush Hours (4.00 - 7.00 p.m.)	11,330			
		Asok - Din Daeng	Morning Rush Hours (7.00 - 9.00 a.m.)	5,705	35,242		
			Off - peak Hours (9.00 a.m. - 4.00 p.m.)	20,990			
			Evening Rush Hours (4.00 - 7.00 p.m.)	8,547			
Rama 9	Morning Rush Hours (7.00 - 9.00 a.m.)	5,227	32,416				
	Off - peak Hours (9.00 a.m. - 4.00 p.m.)	19,172					
	Evening Rush Hours (4.00 - 7.00 p.m.)	8,017					
240	Nawamin - Prasert Manukitch  (14 Dec 2021)	Nawamin	Morning Rush Hours (7.00 - 9.00 a.m.)	7,934	46,606	85,220	
			Off - peak Hours (9.00 a.m. - 4.00 p.m.)	26,890			
			Evening Rush Hours (4.00 - 7.00 p.m.)	11,782			
		Prasert - Manukitch	Morning Rush Hours (7.00 - 9.00 a.m.)	6,515	38,614		
			Off - peak Hours (9.00 a.m. - 4.00 p.m.)	21,690			
			Evening Rush Hours (4.00 - 7.00 p.m.)	10,409			
241	Phetchaburi - Chit Lom (15 Dec 2021)	Phetchaburi	Morning Rush Hours (7.00 - 9.00 a.m.)	7,588	41,965	41,965	
			Off - peak Hours (9.00 a.m. - 4.00 p.m.)	23,987			
			Evening Rush Hours (4.00 - 7.00 p.m.)	10,390			
242	Lang Suan  (15 Dec 2021)	Lang Suan	Morning Rush Hours (7.00 - 9.00 a.m.)	2,123	11,429	21,596	
			Off - peak Hours (9.00 a.m. - 4.00 p.m.)	6,710			
			Evening Rush Hours (4.00 - 7.00 p.m.)	2,596			
		Sarasin	Morning Rush Hours (7.00 - 9.00 a.m.)	1,858	10,167		
			Off - peak Hours (9.00 a.m. - 4.00 p.m.)	5,801			
			Evening Rush Hours (4.00 - 7.00 p.m.)	2,508			
243	Tuk Chai  (16 Dec 2021)	Rama 6	Morning Rush Hours (7.00 - 9.00 a.m.)	7,270	38,546	68,256	
			Off - peak Hours (9.00 a.m. - 4.00 p.m.)	21,156			
			Evening Rush Hours (4.00 - 7.00 p.m.)	10,120			
		Ratchawithi	Morning Rush Hours (7.00 - 9.00 a.m.)	4,642	29,710		
			Off - peak Hours (9.00 a.m. - 4.00 p.m.)	18,272			
			Evening Rush Hours (4.00 - 7.00 p.m.)	6,796			

Traffic Volume at the Intersections in Bangkok Metropolis 2021

arranged in orderliness of the date of survey

No.	Name of Intersections	Road/Soi	Period	Total Volume			
				per period	per road	Total	
244	Ratchathewi  (17 Dec 2021)	Phaya Thai	Morning Rush Hours (7.00 - 9.00 a.m.)	7,413	41,305	88,915	
			Off - peak Hours (9.00 a.m. - 4.00 p.m.)	24,770			
			Evening Rush Hours (4.00 - 7.00 p.m.)	9,122			
		Phetchaburi	Morning Rush Hours (7.00 - 9.00 a.m.)	8,764			
			Off - peak Hours (9.00 a.m. - 4.00 p.m.)	27,709			
			Evening Rush Hours (4.00 - 7.00 p.m.)	11,137			
245	Mueang Min  (20 Dec 2021)	Seri Thai	Morning Rush Hours (7.00 - 9.00 a.m.)	2,793	17,840	108,321	
			Off - peak Hours (9.00 a.m. - 4.00 p.m.)	9,831			
			Evening Rush Hours (4.00 - 7.00 p.m.)	5,216			
		Suwinthawong	Morning Rush Hours (7.00 - 9.00 a.m.)	8,767			
			Off - peak Hours (9.00 a.m. - 4.00 p.m.)	23,734			
			Evening Rush Hours (4.00 - 7.00 p.m.)	8,598			
		Ram Intra	Morning Rush Hours (7.00 - 9.00 a.m.)	5,177	29,085		
			Off - peak Hours (9.00 a.m. - 4.00 p.m.)	16,330			
			Evening Rush Hours (4.00 - 7.00 p.m.)	7,578			
		Sihaburanukit	Morning Rush Hours (7.00 - 9.00 a.m.)	3,084			20,297
			Off - peak Hours (9.00 a.m. - 4.00 p.m.)	12,158			
			Evening Rush Hours (4.00 - 7.00 p.m.)	5,055			
246	Phahonyothin 48  (21 Dec 2021)	Phahonyothin	Morning Rush Hours (7.00 - 9.00 a.m.)	7,800	44,697	49,535	
			Off - peak Hours (9.00 a.m. - 4.00 p.m.)	27,009			
			Evening Rush Hours (4.00 - 7.00 p.m.)	9,888			
		Phahonyothin 48	Morning Rush Hours (7.00 - 9.00 a.m.)	968			4,838
			Off - peak Hours (9.00 a.m. - 4.00 p.m.)	2,826			
			Evening Rush Hours (4.00 - 7.00 p.m.)	1,044			
247	Huai Khwang  (22 Dec 2021)	Ratchadaphisek	Morning Rush Hours (7.00 - 9.00 a.m.)	11,654	73,729	89,665	
			Off - peak Hours (9.00 a.m. - 4.00 p.m.)	40,359			
			Evening Rush Hours (4.00 - 7.00 p.m.)	21,716			
		Pracha Songkhro	Morning Rush Hours (7.00 - 9.00 a.m.)	3,050			15,936
			Off - peak Hours (9.00 a.m. - 4.00 p.m.)	9,377			
			Evening Rush Hours (4.00 - 7.00 p.m.)	3,509			
248	Rom Klao  (23 Dec 2021)	Rom Klao	Morning Rush Hours (7.00 - 9.00 a.m.)	5,556	31,661	77,455	
			Off - peak Hours (9.00 a.m. - 4.00 p.m.)	18,565			
			Evening Rush Hours (4.00 - 7.00 p.m.)	7,540			
		Ramkhamhaeng	Morning Rush Hours (7.00 - 9.00 a.m.)	9,434			45,794
			Off - peak Hours (9.00 a.m. - 4.00 p.m.)	26,440			
			Evening Rush Hours (4.00 - 7.00 p.m.)	9,920			
249	Sunwijaihnuue  (24 Dec 2021)	Rama 9 Soi 26	Morning Rush Hours (7.00 - 9.00 a.m.)	386	3,402	117,795	
			Off - peak Hours (9.00 a.m. - 4.00 p.m.)	1,984			
			Evening Rush Hours (4.00 - 7.00 p.m.)	1,032			
		Rama 9 Soi 17	Morning Rush Hours (7.00 - 9.00 a.m.)	1,012			6,269
			Off - peak Hours (9.00 a.m. - 4.00 p.m.)	3,724			
			Evening Rush Hours (4.00 - 7.00 p.m.)	1,533			
		Rama 9	Morning Rush Hours (7.00 - 9.00 a.m.)	18,630	108,124		
			Off - peak Hours (9.00 a.m. - 4.00 p.m.)	62,088			
			Evening Rush Hours (4.00 - 7.00 p.m.)	27,406			
250	Nida  (27 Dec 2021)	Sriburapha	Morning Rush Hours (7.00 - 9.00 a.m.)	3,678		21,052	51,642
			Off - peak Hours (9.00 a.m. - 4.00 p.m.)	12,462			
			Evening Rush Hours (4.00 - 7.00 p.m.)	4,912			
		Seri Thai	Morning Rush Hours (7.00 - 9.00 a.m.)	5,696	30,590		
			Off - peak Hours (9.00 a.m. - 4.00 p.m.)	17,171			
			Evening Rush Hours (4.00 - 7.00 p.m.)	7,723			

Traffic Volume at the Intersections in Bangkok Metropolis 2021

arranged in orderliness of the date of survey

No.	Name of Intersections	Road/Soi	Period	Total Volume		
				per period	per road	Total
251	Mit Maitri - Mit Maitri 2 (29 Dec. 2021)	Mit Maitri	Morning Rush Hours (7.00 - 9.00 a.m.)	1,181	5,210	10,175
			Off - peak Hours (9.00 a.m. - 4.00 p.m.)	3,000		
			Evening Rush Hours (4.00 - 7.00 p.m.)	1,029		
		Mit Maitri 2	Morning Rush Hours (7.00 - 9.00 a.m.)	1,302	4,965	
			Off - peak Hours (9.00 a.m. - 4.00 p.m.)	2,834		
			Evening Rush Hours (4.00 - 7.00 p.m.)	829		
252	Si Ayutthaya (30 Dec. 2021)	Rama 6	Morning Rush Hours (7.00 - 9.00 a.m.)	5,277	34,246	76,137
			Off - peak Hours (9.00 a.m. - 4.00 p.m.)	18,928		
			Evening Rush Hours (4.00 - 7.00 p.m.)	10,041		
		Si Ayutthaya	Morning Rush Hours (7.00 - 9.00 a.m.)	7,219	41,891	
			Off - peak Hours (9.00 a.m. - 4.00 p.m.)	24,820		
			Evening Rush Hours (4.00 - 7.00 p.m.)	9,852		

Source : Policy and Planning Division, Traffic and Transportation Department

Traffic Volume Statistics on the Major Roads in Bangkok Metropolis between 2014 - 2021

No.	Roads	Intersection/ Surveying Points	Year								
			2014	2015	2016	2017	2018	2019	2020	2021	
1	Ngam Wong Wan	Kaset	***	***	38,091	***	***	67,023	***	38,132	
		Bang Khen	33,915	***	***	***	27,791	***	27,572	35,714	
		Phong Phet	94,820	***	102,373	***	96,975	98,183	***	75,930	
2	Charan Sanit Wong	Tha Phra	8,634	16,507	***	17,163	***	***	18,234	16,078	
		Phanitchayakan Thon Buri	29,458	***	***	***	***	29,687	***	***	
		Fai Chai	22,244	***	20,143	***	21,178	***	26,495	24,217	
		Bang Khunnon	36,076	***	24,486	24,479	***	30,049	40,151	25,995	
		Borommaratchommani	32,279	***	37,873	20,730	***	44,209	***	38,092	
		Bang Phlat	35,204	***	***	42,005	***	41,688	***	43,168	
3	Charoen Krung	Si Kak Phraya Si	***	14,403	***	19,673	***	***	9,023		
		Unakan	16,649	***	***	14,433	***	13,361	***	13,147	
		Sam Yot	***	8,870	***	***	10,476	***	13,097	8,746	
		S.A.B.	***	27,869	***	***	21,794	***	19,968	***	
		Suea Pa	***	23,636	***	***	18,464	***	32,145	***	
		Plaeng Nam	***	***	***	***	23,272	19,968	14,996	***	
		Mo Mi	***	16,142	***	15,847	***	23,854	***	17,710	
		Si Phaya	26,914	***	26,957	***	25,571	***	23,240	***	
		Bang Rak	16,946	***	17,666	***	16,707	***	18,209	12,918	
		Trok Chan	***	17,182	***	***	13,908	***	13,616	11,522	
		Tharon Tok	***	16,633	***	17,167	***	15,278	***	15,278	
		4	Charoen Nakhon	Khlong San	18,015	16,425	***	16,254	11,726	10,465	7,360
Charoen Nakhon	35,627			36,371	***	38,999	***	38,999	21,292		
Charoen Nakhon Tai	36,250			39,218	***	40,693	***	37,612	26,477		
Bukkhalo	44,975			40,764	***	36,218	***	34,297	30,622		

Traffic Volume Statistics on the Major Roads in Bangkok Metropolis between 2014 - 2021

No.	Roads	Intersection/ Surveying Points	Year									
			2014	2015	2016	2017	2018	2019	2020	2021		
5	Cheong Watthana	Muang Thong	***	110,188	***	***	***	***	***	***	***	***
		CAT Telecom	77,838	92,268	***	***	***	***	***	***	***	***
		Lak Si	***	37,097	***	32,384	36,217	***	***	34,716	36,052	
6	Naradhiwas Rajanagarindra	Naradhiwas - Rama 3	9,549	***	11,617	***	***	11,508	12,590	***	9,788	
		Naradhiwas - Chan	***	41,036	***	36,083	***	41,102	***	30,985		
		Sathon - Naradhiwas	***	29,877	***	***	29,305	***	31,128	***		
		Si Lom - Naradhiwas	***	27,346	***	26,123	***	26,978	***	24,199		
7	Nawamin	Pho Kao	***	52,980	***	60,551	***	***	51,556	46,249	***	
		Nawamin - Sriburapha	36,409	***	***	***	***	***	***	***	***	
		Nawamin - Happy Land	32,002	***	***	31,320	***	***	***	***	***	
		Bang Kapi	11,559	***	10,336	***	***	***	***	***	8,295	
		Borommaratchachonnani	44,864	***	45,055	***	***	27,012	***	***	44,714	
9	Bang Na - Trat	Bangna	25,017	***	23,271	***	***	***	27,563	***	***	
		Ban Khaek	52,034	***	57,993	***	61,489	***	38,431	50,184		
11	Pracha Songkhro	Pracha Songkhro	18,150	***	16,270	***	***	11,945	16,561	***	12,071	
		Talat Huai Khwang	8,635	***	8,524	***	***	***	***	***	***	
12	Prasert-Manukitch	Prasert-Manukitch - Pradit Manutham	77,707	79,332	***	59,548	***	***	83,789	***	***	
		Prasert-Manukitch - Sukhonthasawat	69,012	***	***	***	72,757	***	***	***	***	
		Prasert-Manukitch - Lat Pla Khao	80,383	***	***	***	***	89,500	***	90,316	***	
13	Phaya Thai	Victory Monument	39,058	***	28,610	***	***	36,940	***	36,274	33,558	
		Phaya Thai	38,790	***	36,401	**	36,388	***	39,656	37,150		
		Ratchathewi	38,204	***	39,627	***	43,977	***	43,739	41,305		
		Pathum Wan	***	37,398	***	39,699	***	38,966	***	28,488		
		Chula 12	30,365	***	***	***	28,822	***	15,973	***		
Samyan	18,348	15,422	18,484	***	19,548	***	18,685	***				

Traffic Volume Statistics on the Major Roads in Bangkok Metropolis between 2014 - 2021

No.	Roads	Intersection/ Surveying Points	Year							
			2014	2015	2016	2017	2018	2019	2020	2021
14	Rama 9	Ramkhamhaeng	98,178	90,449	89,982	***	86,805	***	37,170	***
		Rama 9 Mai	43,433	***	***	***	43,352	***	36,655	42,581
		Rama 9 - Pradit Manutham	45,600	***	48,705	***	48,132	***	***	***
		Sunwijahnue	113,007	***	***	***	***	113,341	***	108,124
		Phang Mueang	42,714	44,749	36,267	***	28,175	***	35,810	***
		M.C.O.T.	43,861	38,584	38,642	42,532	***	41,349	***	31,726
		Rama 9	26,874	***	32,564	25,629	***	27,969	27,955	32,416
		Ratchaprasong	***	5,370	6,402	4,007	***	2,534	5,468	***
		Chaloem Phao	***	***	30,700	31,581	***	27,951	***	23,571
15		Pathum Wan	***	26,391	***	29,384	***	28,280	***	22,052
		Charoenphon	22,954	***	17,262	***	24,509	***	18,085	19,798
		Phong Phra Ram	37,623	***	36,485	***	36,132	***	37,502	38,187
		Rama 2	47,333	***	39,226	***	51,404	***	46,042	47,437
		Narathiwat - Rama 3	78,141	***	77,956	***	81,093	55,998	***	40,408
		Sathu Pradit	56,813	55,540	***	***	***	61,797	48,301	***
16		Thanon Tok	***	37,721	***	39,932	***	34,556	***	37,455
		Charoen Rat	94,352	88,736	***	19,884	***	85,348	66,475	***
		Rama 3 - Ratchada	***	70,137	***	91,219	***	79,055	***	53,188
		Mo Mi	***	6,541	***	6,545	***	8,613	***	5,997
		Maha Nakhon	***	31,311	***	***	***	36,073	***	***
17		Saphan Lueang	***	48,411	***	48,026	***	54,795	***	35,167
		Samyan	53,343	58,806	60,998	***	55,214	***	53,238	***
		Henri Dunant	40,809	47,384	***	***	50,063	***	***	***
		Sala Daeng	72,390	***	60,233	***	81,167	***	87,989	***
		Withayu	***	88,427	***	***	88,730	88,881	***	81,270

Traffic Volume Statistics on the Major Roads in Bangkok Metropolis between 2014 - 2021

No.	Roads	Intersection/ Surveying Points	Year										
			2014	2015	2016	2017	2018	2019	2020	2021			
19	Rama 4	Under Rama 4 Expressway	***	76,451	***	68,083	***	***	***	***	***	***	66,722
		Khlong Toei	***	41,289	42,718	***	46,105	***	39,524	47,528	***	***	***
		Rama 4	37,510	***	36,884	***	40,180	***	36,927	42,669	***	***	***
		Kasem Rat	***	51,276	***	8,936	***	***	47,793	***	***	***	40,679
		KLuai Nam Thai	36,059	***	34,629	***	35,821	***	***	***	***	37,640	***
		Saphan Daeng	6,659	8,985	***	7,043	***	***	5,191	***	***	***	7,041
		Keshakomala	22,725	***	***	19,290	***	***	26,506	***	***	***	14,946
		Patchawat	***	18,406	***	15,953	***	***	20,637	***	***	***	15,420
		Sukhothai	10,254	***	***	18,223	***	***	19,979	***	***	***	15,380
		Patchawithi	17,599	***	17,486	***	12,896	***	***	***	***	16,490	***
20	Rama 6	Wat Bencha	12,859	***	12,569	***	15,626	***	***	***	***	14,478	***
		Phanitchayakan	***	8,524	***	8,165	***	***	***	***	***	6,897	***
		Wat Pracha	22,073	***	***	20,594	***	***	22,887	***	***	***	22,343
		Pradiphat	***	31,535	30,483	***	35,344	***	***	***	***	16,165	23,919
		Phibun Watthana	34,582	***	***	***	***	***	***	***	***	***	26,273
		Ari Samphan	33,555	***	31,489	***	***	***	29,590	***	***	***	32,146
		Rong Krong Nam	***	31,815	***	32,925	***	***	35,161	***	***	26,756	27,822
		Tuk Chai	43,540	***	39,188	***	28,513	***	***	***	***	42,530	38,546
		Si Ayutthaya	39,938	***	46,132	***	43,223	***	***	***	***	43,012	34,246
		Uruphong	46,798	39,045	***	***	45,381	***	***	***	***	40,242	22,957
21	Phahon Yothin	Saphan Dam	***	26,807	***	28,390	***	***	***	***	***	25,874	21,891
		Kasat	***	***	28,367	***	***	***	39,573	***	***	46,665	***
		Sena Nikhom	29,592	***	***	***	22,851	***	46,922	***	55,077	***	***
		Patchayothin	59,809	56,203	60,417	***	26,952	***	***	***	54,135	***	***
		Ha Yaek Lat Phrao	***	83,957	***	***	***	***	74,591	***	75,554	***	***



Traffic Volume Statistics on the Major Roads in Bangkok Metropolis between 2014 - 2021

No.	Roads	Intersection/ Surveying Points	Year							
			2014	2015	2016	2017	2018	2019	2020	2021
22	Phahon Yothin	Kamphaeng Phet	62,774	60,237	***	64,574	***	57,804	***	52,975
		Saphan Khwai	31,935	***	29,471	***	28,434	***	37,035	36,479
		Victory Monument	37,449	***	31,867	***	31,801	***	47,255	35,682
		Pha La Ti Kan, RTAF	37,751	***	***	***	25,977	***	32,845	***
23	Phitsnulok	On Nut - Phatthanakan	14,033	***	9,902	***	***	***	***	***
		Phatthanakan	42,554	43,526	***	40,571	***	38,982	***	43,885
		Phatthanakan 30	***	***	***	***	***	***	***	***
		Khlong Tan	24,120	22,743	***	24,367	***	27,594	27,324	***
24	Phetchaburi	Yommarat	47,910	***	55,358	***	39,801	***	48,139	***
		Nang Leong	27,532	***	27,541	***	30,048	***	22,696	***
		Wang Daeng	***	10,151	***	***	10,153	***	8,622	9,895
		Khlong Tan	22,941	21,926	***	21,199	***	18,894	22,553	***
25	Yaowarat	Ekkamai Nuea	***	49,779	46,317	51,533	***	61,958	***	***
		Phetchaburi - Phrom Phong	42,487	***	46,968	***	46,108	***	44,917	47,900
		Asok Phet	47,451	45,800	37,440	***	***	46,548	38,438	***
		Mit Samphan	***	55,628	51,914	***	45,447	***	48,291	46,532
		Pratu Nam	32,543	46,638	46,536	35,126	***	39,371	41,882	***
		Ratchathewi	53,016	***	47,829	***	51,049	***	49,446	47,610
		Phet Phira Ram	56,796	***	53,335	***	53,809	***	***	46,020
		Uruphong	33,007	47,841	***	***	39,716	***	45,419	26,232
		Yommarat	42,071	***	42,411	***	30,743	***	33,829	***
		Wriithayu - Phet	32,341	***	45,883	***	***	40,027	***	40,142
25	Yaowarat	Ratchawong	19,794	20,969	***	***	***	10,029	***	14,781
		Chaloem Buri	***	***	***	***	***	***	***	15,428
		Wat Tuek	***	19,614	***	***	***	19,102	***	16,849

Traffic Volume Statistics on the Major Roads in Bangkok Metropolis between 2014 - 2021

No.	Roads	Intersection/ Surveying Points	Year							
			2014	2015	2016	2017	2018	2019	2020	2021
26	Ratchadaphisek	Ratcha Yorhin	104,141	92,841	20,710	***	76,592	***	99,677	***
		Ratchadaphisek - Lat Phrao	88,459	86,879	***	81,486	***	91,609	***	91,426
		Suthisan	75,202	69,726	***	63,662	***	68,891	***	82,177
		Huai Khwang	***	77,452	77,304	***	74,106	78,589	***	73,729
		Thiam Ruam Mit	76,402	68,576	***	63,347	***	78,432	***	66,205
		Rama 9	45,183	***	44,024	41,179	***	46,308	***	43,088
27	Ratchadamnoen	Khok Wua	***	55,770	***	50,950	***	47,591	***	50,596
		Phadet Datsakon Fort	10,203	***	6,684	***	***	7,307	***	3,339
		Phan Fa Lilat	***	27,161	***	***	***	27,061	***	27,165
		Jor Por Ror	***	32,005	***	***	29,068	***	***	26,656
		Suan Misakawan	***	22,809	***	***	24,999	***	***	25,607
		Sala Daeng	14,663	***	15,584	***	20,179	***	***	18,845
28	Ratchadamri	Ratchadamri	***	28,814	***	29,301	***	***	***	24,288
		Ratchaprasong	***	22,042	23,048	22,656	***	24,073	***	22,617
		Pratu Nam	18,979	20,813	18,008	23,432	***	18,271	***	20,301
		Bang Phlat	25,316	***	***	31,411	***	22,938	***	***
		Sang Hi	14,164	***	15,591	17,642	***	***	***	19,107
29	Ratchawithi	Kan Ruean	7,163	***	8,387	***	***	11,292	***	9,280
		Tuk Chai	27,586	***	23,924	***	37,507	***	***	29,830
		Victory Monument	72,201	***	86,521	***	79,888	***	***	91,575
		Wang Daeng	***	20,701	***	***	16,993	***	***	17,687
30	Nakhon Ratchasima	Kan Ruean	17,202	***	18,668	***	***	***	16,892	***
		Saunruemudee	13,038	***	***	12,239	***	***	***	***
										8,885

Traffic Volume Statistics on the Major Roads in Bangkok Metropolis between 2014 - 2021

No.	Roads	Intersection/ Surveying Points	Year								
			2014	2015	2016	2017	2018	2019	2020	2021	
31	Ramkhamhaeng	Lam Sali	64,902	69,867	***	69,275	***	***	39,730	***	
		Wat Thep Lila	29,580	***	29,806	***	31,416	***	29,434	***	
		Ramkhamhaeng	57,371	46,468	52,688	***	41,354	***	37,170	***	
		Khlong Tan	15,186	19,680	***	22,912	***	18,570	13,801	***	
		Rom Klao	***	50,736	***	56,398	48,260	***	***	45,794	
32	Lat Phrao	Lat Bua Khao	***	50,434	***	***	47,607	***	***	54,623	
		Bang Kapi	22,921	***	20,168	***	***	17,826	***	11,342	
		Happy Land	51,848	***	42,880	***	***	***	***	***	
		Chok Chai 4	50,241	***	43,211	***	30,165	***	***	***	
		Phawana	***	52,944	***	49,984	***	26,278	***	***	
33	Vibhavadi Rangsit	Ratchadaphisek - Lat Phrao	44,320	49,354	***	58,446	***	31,357	27,203	***	
		Mahat Thai - Lat Phrao	***	29,758	42,292	***	***	***	***	***	
		Ket Nut	***	60,953	***	51,575	***	24,528	***	***	
		Chanthima	***	58,409	52,408	***	***	***	***	***	
		Ha Yak Lat Phrao	***	158,711	***	***	***	151,174	148,047	***	
34	Srinagarindra	Suthisan - Vibhavadi	168,013	153,715	***	174,173	***	142,590	***	28,584*	
		Under Din Daeng Expressway	***	34,800	***	41,210	***	37,727	40,948	***	
		Paradise	63,807	75,324	***	***	***	***	***	***	
		Phatthanakan	61,299	60,364	***	63,510	***	37,602	***	49,350	
		Krung Thep Kritha	***	55,011	46,041	***	49,307	***	***	30,139	
35	Si Burapha	Lam Sali	30,992	36,097	***	34,921	***	***	17,763	***	
		Nida	25,201	***	26,232	***	20,452	***	18,520	21,052	
36	Si Ayutthaya	Makkasan	***	***	***	***	***	***	***	***	
		Phaya Thai	53,989	***	63,294	***	65,087	***	57,365	61,599	
		Si Ayutthaya	42,929	***	44,832	***	40,170	***	42,809	41,891	

Traffic Volume Statistics on the Major Roads in Bangkok Metropolis between 2014 - 2021

No.	Roads	Intersection/ Surveying Points	Year								
			2014	2015	2016	2017	2018	2019	2020	2021	
37	Si Ayutthaya	Saowanee Wat Ben Dao Khanong Taksin 37 Mahai Sawan	***	25,902	***	***	26,803	***	2019	2020	2021
			27,058	***	24,674	***	18,321	***	25,905	23,312	
			40,026	38,081	***	49,873	62,567	65,202	***	62,474	60,706
			***	35,491	***	***	***	***	***	62,474	***
38	Sawankhalok	Samsen Sawankhalok - Sukhantharam Uphaichetsaduthit Saovani Yommarat	28,947	22,743	***	54,129	***	54,452	***	68,178	***
			9,986	***	10,038	***	11,146	9,022	13,197	13,459	
			18,330	***	***	***	18,144	***	***	***	
			14,918	***	***	***	16,324	***	13,632	***	
39	Sathon	Sathon - Convent Sathon - Naradhivas Sathon - Pramuan Sathon - Surasek Sathon - Pan	***	13,282	***	***	15,251	***	14,061	13,052	***
			11,907	***	8,350	***	11,283	***	9,898	***	
			***	23,728	***	43,813	27,535	25,096	***	26,272	
			***	49,150	***	53,218	***	59,320	***	***	
40	Sam Sen	Klark Kai Bang Krabue Si Yan Sang Hi Thewet Bang Khun Phrom Bang Lamphu	***	56,070	***	***	57,396	***	48,725	***	***
			***	55,149	***	***	***	70,513	***	***	
			***	48,601	51,605	***	59,320	***	55,067	***	
			***	50,939	***	***	***	***	***	***	
40	Sam Sen	Klark Kai Bang Krabue Si Yan Sang Hi Thewet Bang Khun Phrom Bang Lamphu	9,887	11,265	10,500	***	11,693	***	12,131	10,365	
			***	18,282	16,907	***	14,593	***	16,211	18,164	
			***	15,767	***	13,788	***	13,466	13,470	***	
			21,684	***	24,505	25,499	***	22,158	19,945	***	
40	Sam Sen	Klark Kai Bang Krabue Si Yan Sang Hi Thewet Bang Khun Phrom Bang Lamphu	14,160	***	21,618	***	14,931	***	13,889	***	
			19,550	***	***	16,668	***	***	12,824	***	
			12,943	***	18,141	14,302	14,148	***	11,682	***	
			***	***	***	***	***	***	***	***	

Traffic Volume Statistics on the Major Roads in Bangkok Metropolis between 2014 - 2021

No.	Roads	Intersection/ Surveying Points	Year								
			2014	2015	2016	2017	2018	2019	2020	2021	
41	Si Lom	Si Lom - Naradhivas	***	30,332	***	26,970	***	27,459	***	25,570	
		Sala Daeng	12,031	***	13,368	***	11,049	***	9,982	***	
		Bang Rak	7,663	***	6,458	***	6,162	***	9,285	4,857	
42	Sukhumvit	Bangna	38,176	***	53,588	***	45,400	***	***	***	
		Udorn Suk	41,423	***	34,935	***	41,917	***	***	42,805	
		Sukhumvit 62 Expressway	***	54,795	50,741	***	54,468	***	52,810	***	
		On Nut	56,995	42,209	41,395	***	52,544	***	53,998	***	
		Phra Khanong	51,503	***	56,253	***	56,389	53,208	46,855	***	
		Ekkamai - Sukhumvit	32,155	***	42,266	***	***	32,871	***	31,388	
		Asok - Sukhumvit	32,654	35,500	41,907	***	38,404	31,890	35,385	32,747	
		Nana	30,419	***	28,469	***	32,296	***	30,442	***	
		Phloen Chit Expressway	***	35,734	***	***	***	26,574	***	25,015	
		Surasak	***	34,001	22,482	***	24,962	***	21,760	***	
44	Seri Thai	Bang Chan	***	35,349	***	38,853	34,813	***	32,950		
		Sahakon Village	42,656	42,857	***	45,728	***	***	33,066		
45	Lan Luang	Nida	38,989	***	38,172	***	36,335	***	31,858	30,590	
		Yommarat	530	***	1,919	***	1,085	***	1,404	***	
		Saphan Khao	33,405	***	34,329	***	31,386	***	26,565	***	
		Lan Luang	***	35,233	***	***	32,027	***	38,065	***	
46	Arun Amarin	Arun Amarin - Wang Doern	12,519	***	14,161	***	8,399	***	12,605	***	
		Arun Amarin	41,032	***	38,757	***	***	38,376	***	28,336	
47	Asok - Din Daeng	Din Daeng	***	67,082	***	76,504	***	66,570	76,513	***	
		Pracha Songkhro	54,202	***	56,763	***	25,443	***	29,345	42,031	
		Rama 9	38,377	***	30,474	36,864	***	31,803	39,095	35,242	

## Traffic Volume Statistics on the Major Roads in Bangkok Metropolis between 2014 - 2021

No.	Roads	Intersection/ Surveying Points	Year								
			2014	2015	2016	2017	2018	2019	2020	2021	
48	Phet Kasem	Phet Kasem – Phuttha Monthon Sai 2	78,039	***	***	83,940	***	***	***	***	***
		Bang Khae	38,138	36,268	45,358	***	55,859	***	52,033	***	
		Tha Phra	41,255	36,268	***	45,292	***	***	22,952	35,445	
		Phet Kasem 69	67,850	***	***	***	69,321	***	54,977	66,332	
		Bang Yi Rua	***	30,785	***	35,141	***	34,813	***	34,678	
		Phet Kasem 81	***	51,051	***	***	62,068	***	***	62,466	

Note : \* There is no data on traffic volume on the crossing bridge or tunnel under the junction.

: \*\*\* No traffic data storage.

Source : Traffic and Transportation Department

Traffic Volume on the Bridge over the Chao Phraya River 2021

No.	Name of Intersections	Head to	Period	Vehicle						Total Volume		
				Car	Van/ Pickup	Bus (big)	Bus (small)	Truck	Motor tricycle	per period	per road	Total
1	Krung Thon Bridge (12 Jan 2021)	Head to Sanghee Junction,  Head to Bang Phlat Junction	Morning Rush Hours (7.00 - 9.00 a.m.)	3,445	821	98	-	14	7	4,385	24,369	40,188
			Off - peak Hours (9.00 a.m. - 4.00 p.m.)	9,591	3,120	316	-	151	23	13,801	6,183	
			Evening Rush Hours (4.00 - 7.00 p.m.)	4,674	1,360	109	-	28	12	2,140	15,819	
			Morning Rush Hours (7.00 - 9.00 a.m.)	1,593	448	95	-	2	2	3,615	8,812	
			Off - peak Hours (9.00 a.m. - 4.00 p.m.)	6,788	2,836	312	-	112	16	10,064	19,156	
			Evening Rush Hours (4.00 - 7.00 p.m.)	2,655	823	113	-	18	6	6,633	34,601	
2	Phra Pin Klao Bridge (12 Jan 2021)	Head to Rajadamern  Head to Arun Amairin Junction	Morning Rush Hours (7.00 - 9.00 a.m.)	7,485	1,022	179	38	30	58	8,812	30,710	65,311
			Off - peak Hours (9.00 a.m. - 4.00 p.m.)	13,576	4,681	503	96	182	118	19,156	6,633	
			Evening Rush Hours (4.00 - 7.00 p.m.)	4,569	1,664	237	50	60	53	1,701	18,096	
			Morning Rush Hours (7.00 - 9.00 a.m.)	1,157	374	97	12	17	44	10,913	5,566	
			Off - peak Hours (9.00 a.m. - 4.00 p.m.)	12,875	4,366	376	42	246	191	13,603	5,685	
			Evening Rush Hours (4.00 - 7.00 p.m.)	8,568	1,941	160	3	103	138	24,854	2,565	
3	Rama 8 Bridge (12 Jan 2021)	Head to Wisut Kasat  Head to Borommaratchachonnani	Morning Rush Hours (7.00 - 9.00 a.m.)	4,638	925	-	-	3	-	5,566	17,605	42,459
			Off - peak Hours (9.00 a.m. - 4.00 p.m.)	10,476	3,101	4	-	22	-	13,603	4,963	
			Evening Rush Hours (4.00 - 7.00 p.m.)	4,258	1,408	13	-	6	-	2,565	10,549	
			Morning Rush Hours (7.00 - 9.00 a.m.)	1,990	564	1	-	10	-	4,491	6,239	
			Off - peak Hours (9.00 a.m. - 4.00 p.m.)	7,068	3,324	9	-	147	1	10,913	3,898	
			Evening Rush Hours (4.00 - 7.00 p.m.)	3,293	1,163	5	-	28	2	27,093	24,021	
4	Rama 7 Bridge (14 Jan 2021)	Head to Wongsawang  Head to Charan Sanit Wong Road	Morning Rush Hours (7.00 - 9.00 a.m.)	3,776	1,092	80	3	6	6	4,963	14,495	51,114
			Off - peak Hours (9.00 a.m. - 4.00 p.m.)	10,696	3,625	205	9	193	11	14,939	3,426	
			Evening Rush Hours (4.00 - 7.00 p.m.)	5,341	1,742	75	4	26	3	7,191	1,597	
			Morning Rush Hours (7.00 - 9.00 a.m.)	2,944	855	87	5	4	3	3,898	7,091	
			Off - peak Hours (9.00 a.m. - 4.00 p.m.)	9,796	3,502	256	13	308	9	13,884	3,578	
			Evening Rush Hours (4.00 - 7.00 p.m.)	4,701	1,402	94	3	34	5	3,044	8,025	
5	Krung Thep Bridge (11 Jan 2021)	Head to Thanon Tok  Head to Mahaisawan Junction	Morning Rush Hours (7.00 - 9.00 a.m.)	2,381	579	30	2	22	30	3,044	12,266	26,761
			Off - peak Hours (9.00 a.m. - 4.00 p.m.)	5,599	2,120	87	11	116	92	8,025	3,426	
			Evening Rush Hours (4.00 - 7.00 p.m.)	2,356	907	49	13	63	38	3,426	1,597	
			Morning Rush Hours (7.00 - 9.00 a.m.)	1,243	289	33	2	6	24	1,597	7,091	
			Off - peak Hours (9.00 a.m. - 4.00 p.m.)	4,819	1,977	108	12	98	77	7,091	3,578	
			Evening Rush Hours (4.00 - 7.00 p.m.)	2,351	1,119	54	4	12	38	3,578	12,266	

Traffic Volume on the Bridge over the Chao Phraya River 2021

No.	Name of Intersections	Head to	Period	Vehicle						Total Volume		
				Car	Van/ Pickup	Bus (big)	Bus (small)	Truck	Motor tricycle	per period	per road	Total
6	Rama 3 Bridge (11 Jan 2021)	Head to Charoen Rat Junction	Morning Rush Hours (7.00 - 9.00 a.m.)	2,092	346	32	-	16	-	2,486	23,991	
			Off - peak Hours (9.00 a.m. - 4.00 p.m.)	6,897	1,623	121	-	54	2	8,697		
			Evening Rush Hours (4.00 - 7.00 p.m.)	3,176	623	51	-	18	-	3,868		
			Morning Rush Hours (7.00 - 9.00 a.m.)	1,018	304	46	-	2	-	1,370		
7	Bhumibol Bridge (11 Jan 2021)	Head to Ratchada- Ratchapruk	Off - peak Hours (9.00 a.m. - 4.00 p.m.)	4,089	1,217	139	-	45	1	5,491	46,461	
			Evening Rush Hours (4.00 - 7.00 p.m.)	1,615	406	48	-	10	-	2,079		
			Morning Rush Hours (7.00 - 9.00 a.m.)	6,458	1,492	3	-	42	2	7,997		
			Off - peak Hours (9.00 a.m. - 4.00 p.m.)	9,209	3,965	14	-	739	5	13,932		
8	Tak Sin Bridge (13 Jan 2021)	Head to Surasak Junction	Evening Rush Hours (4.00 - 7.00 p.m.)	3,697	1,717	16	-	152	2	5,584	71,023	
			Morning Rush Hours (7.00 - 9.00 a.m.)	2,460	799	12	-	108	4	3,383		
			Off - peak Hours (9.00 a.m. - 4.00 p.m.)	5,827	3,782	20	-	859	8	10,496		
			Evening Rush Hours (4.00 - 7.00 p.m.)	3,261	1,483	18	-	302	5	5,069		
9	Phra Phuttha Yodfa Bridge (Memorial Bridge) (13 Jan 2021)	Head to Krung Thonburi Road	Morning Rush Hours (7.00 - 9.00 a.m.)	5,669	994	15	-	9	3	6,690	21,659	
			Off - peak Hours (9.00 a.m. - 4.00 p.m.)	15,553	4,519	100	-	277	68	20,517		
			Evening Rush Hours (4.00 - 7.00 p.m.)	6,815	2,002	68	-	85	49	9,019		
			Morning Rush Hours (7.00 - 9.00 a.m.)	3,030	1,046	18	-	5	4	4,103		
10	Phra Pok Klao Bridge (13 Jan 2021)	Head to Pak Khlong Talat (Flower Market)	Off - peak Hours (9.00 a.m. - 4.00 p.m.)	14,980	5,849	85	-	328	50	21,292	37,127	
			Evening Rush Hours (4.00 - 7.00 p.m.)	6,995	2,293	50	-	57	7	9,402		
			Morning Rush Hours (7.00 - 9.00 a.m.)	1,228	249	23	14	4	165	1,683		
			Off - peak Hours (9.00 a.m. - 4.00 p.m.)	4,486	1,404	77	55	22	525	6,569		
10	Phra Pok Klao Bridge (13 Jan 2021)	Head to Ban Khaek	Evening Rush Hours (4.00 - 7.00 p.m.)	1,411	391	24	17	8	186	2,037	15,560	
			Morning Rush Hours (7.00 - 9.00 a.m.)	575	209	8	-	10	177	979		
			Off - peak Hours (9.00 a.m. - 4.00 p.m.)	4,683	1,669	37	21	59	539	7,008		
			Evening Rush Hours (4.00 - 7.00 p.m.)	2,428	745	11	4	8	187	3,383		
10	Phra Pok Klao Bridge (13 Jan 2021)	Head to Pahurat.	Morning Rush Hours (7.00 - 9.00 a.m.)	3,506	534	127	29	11	71	4,278	37,127	
			Off - peak Hours (9.00 a.m. - 4.00 p.m.)	8,072	2,144	425	112	99	180	11,032		
			Evening Rush Hours (4.00 - 7.00 p.m.)	5,211	752	161	43	16	74	6,257		
			Morning Rush Hours (7.00 - 9.00 a.m.)	1,373	443	135	48	7	105	2,111		
10	Phra Pok Klao Bridge (13 Jan 2021)	Head to Ban Khaek	Off - peak Hours (9.00 a.m. - 4.00 p.m.)	5,642	2,514	456	146	91	457	9,306		
			Evening Rush Hours (4.00 - 7.00 p.m.)	2,487	1,193	202	56	21	184	4,143		

Source: Policy and Planning Division Bureau of Traffic and Transport



## Number of Vehicles Using Expressways Per Month Fiscal Years 2012 - 2021

Unit: Vehicles

Month	Year									
	2012	2013	2014	2015	2016	2017	2018	2019	2020	2021
October/Previous Year	41,065,509	49,120,493	50,368,035	53,166,582	54,375,081	55,190,633	55,101,856	58,546,663	59,074,162	52,078,216
November	44,805,131	50,091,992	49,533,935	52,476,916	54,455,325	55,793,693	58,208,859	59,289,375	58,048,819	51,716,976
December	47,715,936	49,790,328	47,661,357	52,509,121	54,286,169	56,283,890	57,673,253	58,718,311	57,349,650	47,023,692
January/Present Year	46,947,683	50,215,453	48,103,623	51,897,909	54,015,471	55,403,800	57,231,379	59,116,909	57,786,284	37,231,303
February	45,958,113	46,440,989	45,521,369	49,536,033	52,340,305	52,152,642	54,418,528	54,238,112	53,599,555	42,971,218
March	49,472,415	52,993,142	51,965,262	54,780,713	57,703,797	59,243,656	60,528,251	61,691,923	46,519,629	53,902,845
April	43,558,556	46,134,178	46,738,834	48,760,408	50,940,190	52,331,167	53,501,883	55,479,340	28,946,335	34,359,102
May	47,756,562	49,703,070	50,058,037	52,452,436	53,875,873	56,580,172	58,021,853	58,307,346	39,277,963	31,739,503
June	46,700,387	49,144,983	49,906,081	51,502,518	54,250,920	56,688,336	57,645,920	57,442,498	47,616,843	37,648,545
July	49,020,793	50,225,610	51,568,982	53,402,814	54,720,940	56,465,140	57,565,194	58,447,323	48,732,884	29,257,799
August	48,752,793	51,281,037	52,483,629	53,518,643	57,054,396	58,366,914	59,854,783	60,208,701	53,030,171	29,119,112
September	47,572,339	48,628,361	51,443,094	52,921,121	55,642,685	56,787,839	56,876,424	57,411,441	49,235,009	37,413,840
<b>Total</b>	<b>559,326,217</b>	<b>593,769,636</b>	<b>595,352,238</b>	<b>626,925,214</b>	<b>653,661,152</b>	<b>671,287,882</b>	<b>686,628,383</b>	<b>698,897,942</b>	<b>599,217,304</b>	<b>484,462,151</b>

- Note :
1. Chaoem Maha Nakhon was open on 26 August 1982
  2. Si Rat was open for service on 2 September 1993
  3. Chalong Rat was open on 16 June 1996
  4. Burapha Vithae was open on 9 April 1998
  5. Udon Rattthaya was open on 2 December 1998
  6. Kancharaphisek (Bang Phli-Suksawat) was open and started to collect toll fee on 23 March 2009
- Source : The Expressway Authority of Thailand

Average Travel Speed during Rush Hours in the Inner Bangkok Areas from 2017 - 2021

No.	Roads	Road Sections/ Road Junctions	Average Travel Speeds (Inbound-Outbound) during Rush Hours (km/hr)											
			2017		2018		2019		2020		2021			
			inbound	outbound	inbound	outbound	inbound	outbound	inbound	outbound	inbound	outbound		
1	Charansanitwong	Mahaisawan to Wat Wimitayaram Inbzn	23.55	23.12	25.05	23.08	22.86	24.91	21.49	23.07	28.33	27.06		
2	Charoen Krung (head)	Ror Dor. to Song Wat Inbzn	11.88	13.75	12.53	15.47	14.87	17.31	14.35	17.30	15.87	17.67		
3	Charoen Krung (end)	Song Wat to End of the Road	12.82	12.30	15.08	13.14	12.78	12.53	13.32	14.96	19.75	17.98		
4	Naradhivas Rajanasarind	Rama 3 to Surawong Inbzn	11.90	17.01	12.68	16.41	10.22	13.13	12.38	15.97	16.43	20.60		
5	Nakhon hachasima	Krasuang Sueksa to Ruam Jit Inbzn	12.39	14.79	15.34	15.50	17.22	16.08	13.69	14.07	17.31	17.70		
6	Pracha Songkhro	Huai Khwang Market Inbzn to Jakrawhit Rd.	11.70	16.06	12.70	18.20	11.79	17.91	14.94	18.63	14.83	19.18		
7	Phaya Thai	Victory Monument to Sam Yan Inbzn	10.79	9.95	10.68	11.57	10.67	10.37	12.04	11.15	17.42	19.94		
8	Rama 1	Plecn Chit to Kasatsuek Inbzn	10.89	8.09	10.26	9.58	10.85	10.21	15.80	12.49	15.39	12.36		
9	Rama 4	Mo Mi to Phra Khanong Inbzn	17.75	15.37	16.33	15.65	14.83	14.80	16.88	14.38	22.57	20.65		
10	Rama 5	Saphan Daeng to Panichyakarn Inbzn	17.00	16.46	15.83	15.63	16.54	16.56	16.64	17.89	20.95	20.72		
11	Rama 6	Kamphaeng Phet to Urupong Inbzn	17.77	18.33	13.71	16.98	16.98	18.18	15.45	17.00	18.53	21.25		
12	Phahon Yothin	Lat Phrao to Victory Monument Inbzn	15.96	16.76	17.12	16.53	17.40	18.00	19.51	21.73	24.71	25.45		
13	Phitsnulok	Yommarat to Thewet Inbzn	20.80	9.96	21.55	10.88	20.21	10.36	24.98	13.24	26.15	14.95		
14	Pheeburi	Asok-Phet to Yommarat Inbzn	10.26	14.59	10.17	13.81	15.39	13.44	12.20	19.25	18.77	27.85		
15	Yaowarat	Merry King to Song Wat Inbzn	one way	15.28	one way	15.17	one way	16.29	one way	16.28	one way	17.96		
16	Ratchadomoen	Porn Phadet to Phra Rub Ror 5 Inbzn	10.68	10.56	13.12	15.76	10.96	12.55	10.60	13.19	14.33	17.90		
17	Ratchadamri	Sala Daeng to Pratumam Inbzn	10.01	11.32	10.68	12.45	10.37	12.59	14.18	13.39	15.91	16.90		
18	Ratchawithi	Bang Phak to Victory Monument Inbzn	10.52	12.91	12.25	16.18	13.20	16.32	11.42	15.97	18.68	22.23		
19	Vibhavadi Rangset	Lat Phrao to Din Daeng Expressway Inbzn	47.46	55.37	47.50	48.64	44.38	55.07	41.14	54.42	50.48	58.48		
20	Si Ayuthaya	Makkasan to Si Sao Thewet Inbzn	14.02	10.33	16.74	15.14	15.18	15.95	18.43	16.04	22.51	18.21		
21	Sawanhalok	Samsen to Yommarat Inbzn	11.13	12.31	14.84	16.25	14.67	17.49	16.66	15.94	18.02	17.94		
22	Salthon	Withayai to Salthon-Charoen Krung Inbzn	10.13	9.27	8.91	8.90	8.85	8.33	11.46	9.72	12.27	12.88		
23	Samsen	Kakkai to Bang Lampu Inbzn	13.00	14.94	16.25	16.14	12.41	13.69	15.06	15.69	20.83	17.50		
24	Silom	Sala Daeng to Bang Rak Inbzn	12.85	10.06	9.86	9.56	10.17	8.66	11.99	9.30	15.89	12.20		
25	Surasak	Mahaesak to Charoen Rat-Chan Inbzn	12.79	10.82	7.59	9.08	9.55	7.19	13.31	17.42	16.17	17.68		
26	Lam Luang	Yommarat to Phran Fa Ulat Inbzn	16.41	bus lane	19.88	bus lane	22.25	bus lane	17.36	bus lane	25.89	bus lane		
27	Arun Amarn	Prajadhipok to Jor Por Inbzn	16.45	25.36	17.97	26.56	17.45	24.92	21.15	28.33	20.78	26.57		
28	Asok-Din Daeng	Victory Monument to Rama IX Inbzn	17.29	12.92	20.86	14.80	21.84	13.47	19.24	14.88	26.22	20.25		

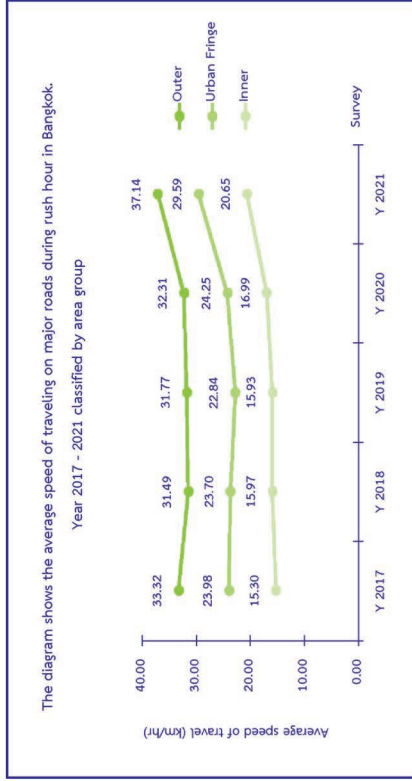
Average Travel Speed during Rush Hours in the Urban Fringe of Bangkok from 2017 - 2021

No.	Roads	Road Sections/ Road Junctions	Average Travel Speeds (Inbound-Outbound) during Rush Hours (km/hr)									
			2017		2018		2019		2020		2021	
			Inbound	Outbound	Inbound	Outbound	Inbound	Outbound	Inbound	Outbound	Inbound	Outbound
1	Ngruengwian	Khae Rai to Kaset Inbzn	20.48	25.92	25.80	28.49	24.81	24.94	22.59	26.21	35.56	36.18
2	Charoen Nakhon	Khlong San to Rat Burana Inbzn	28.52	26.90	29.66	27.53	25.78	23.45	30.67	23.53	30.30	29.72
3	Nawamin	Nawamin (km 8) to Bang Kapi Inbzn	24.19	26.44	23.46	26.63	23.14	23.16	22.54	24.81	26.88	29.50
4	Prajadhipok	Ban Khaek to Pracha Uthit Inbzn	20.38	17.22	22.31	17.31	19.05	15.23	23.55	18.19	25.13	19.68
5	Praset Manukitch	Nawamin-Kaset Nawamin to Kaset Inbzn	21.26	26.93	22.16	23.73	20.62	20.99	19.71	25.26	28.73	26.16
6	Rama 9	Rama 9-Sinagind to Rama 9 Inbzn	26.68	43.41	30.99	40.03	32.57	36.66	26.85	34.38	35.35	42.00
7	Rama 3	Chuea Plerng to Thanon Tok Inbzn	45.96	34.49	45.44	33.66	41.26	24.51	38.29	22.43	42.95	34.93
8	Phahon Yothin	Bang Khon Roundabout to Lat Phrao Inbzn	12.39	16.74	13.39	16.27	17.97	25.12	21.83	31.69	31.77	34.00
9	Pattanaikarn	On Nut-Pattanaikarn to Khlong Ton Inbzn	14.69	22.82	16.69	25.75	18.84	26.30	16.06	20.65	28.42	32.49
10	Phetburi	Khlong Ton to Asok-Phet Inbzn	13.57	21.33	12.55	17.98	14.27	22.08	14.52	18.48	19.44	26.31
11	Ratchadaphisek	Ratchadaphisa to Rama 9 Inbzn	20.77	26.62	20.18	30.16	27.68	38.93	26.36	42.43	30.30	46.49
12	Ramkhamhaeng (Ilead)	Suan Son Village to Khlong Ton Inbzn	16.97	22.59	12.28	16.13	13.07	14.78	13.50	14.25	13.34	14.56
13	Ramkhamhaeng (Eng)	Suan Son Village to Suan Son Village Inbzn	23.16	35.03	18.70	29.75	16.09	25.25	22.90	29.08	27.02	36.25
14	Raminthra	U-tum Bridge to Bang Khon Roundabout	22.97	38.35	22.21	27.69	21.59	23.00	25.15	29.07	28.19	31.16
15	Lat Phrao	Bang Kapi to Lat Phrao Inbzn	15.15	16.91	10.73	17.18	11.79	13.71	12.75	17.37	19.76	21.83
16	Vibhavadi Rangsit	Chaeng Wattana to Lat Phrao Inbzn	25.78	42.36	26.07	52.16	30.94	43.62	40.22	53.70	50.60	54.79
17	Sinagindra	Wat Si Aeum to Sarnyaek Bang Kapi Inbzn	20.91	25.16	18.52	22.74	15.42	20.90	20.26	23.17	23.11	26.33
18	Si Burapha	Nawamin to Ban Ma Inbzn	14.21	14.75	15.71	19.51	17.12	17.19	12.75	14.13	19.26	16.60
19	Sukhumvit	Bang Na to under Ploen Chit EXPY Inbzn	12.34	13.13	11.19	13.68	10.89	12.96	11.78	13.29	19.35	20.12
20	Seri Thai	Min Buri to Bang Kapi Inbzn	26.97	27.76	29.44	25.62	28.28	25.37	27.82	26.86	28.75	26.47
21	Indra Bhibhik-Phet Kasem	Ratchadaphisek to Wongyuan Yai Inbzn	26.87	27.95	22.74	33.44	23.04	26.83	27.18	31.96	32.78	40.11

## Average Travel Speed during Rush Hours in the Outer Bangkok Areas from 2017 - 2021

No.	Roads	Road Sections/ Road Junctions	Average Travel Speeds (Inbound-Outbound) during Rush Hours (km/hr)									
			2017		2018		2019		2020		2021	
			inbound	outbound	inbound	outbound	inbound	outbound	inbound	outbound	inbound	outbound
1	Chaeng Wattana	Liab Khlong Praja to Bang Khien Roundabout	20.41	23.76	17.78	21.00	25.30	20.88	23.70	24.50	29.73	31.03
2	Borommaratchachonnani	Phuthamonthon Sai 2 to Phan Phipop Lila Intxn	38.71	49.44	37.16	52.82	32.43	49.57	36.89	49.51	40.91	56.62
3	Bang Na Trad	Sanphawut to Wat Si Acum Intxn	31.89	25.31	26.37	20.89	32.35	24.09	32.32	24.82	31.21	27.48
4	Rama 2	Rama 2 to Kanchanaphisek Intxn	50.28	44.44	46.79	45.39	46.38	38.73	42.61	37.38	52.09	43.86
5	Indra Brahak-Phet Kasem	Bangkok Border to Ratchaphruek Intxn	23.36	25.55	22.16	23.98	22.87	25.10	24.72	26.68	27.13	31.29

Source: Policy and Planning Division Bureau of Traffic and Transport



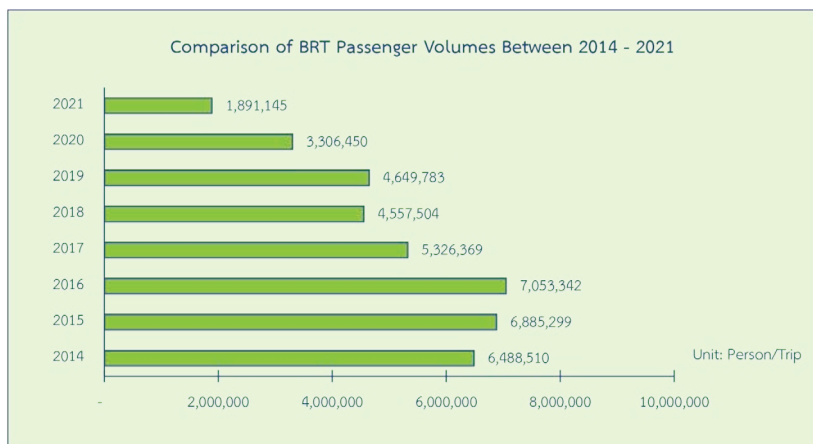
## Number of The Bangkok BRT passengers from 2014 to 2021

Unit: Person/Trip

Month	Passenger Volumes							
	2014	2015	2016	2017	2018	2019	2020	2021
January	547,309	549,950	592,131	563,901	402,984	391,013	416,471	168,097
February	529,303	535,988	570,129	534,359	372,304	341,865	371,586	198,554
March	527,531	576,183	620,218	598,245	375,720	369,972	283,158	267,444
April	459,783	505,414	501,431	475,645	314,020	318,183	120,325	148,110
May	502,176	535,730	553,894	58,295	361,969	366,425	148,373	111,166
June	539,503	572,763	606,161	514,898	397,546	391,409	202,131	128,850
July	553,547	601,176	587,374	460,106	400,275	432,004	272,115	133,455
August	561,439	601,643	650,061	477,022	424,600	437,783	305,388	102,424
September	591,515	627,609	634,648	442,910	390,965	422,684	314,260	99,420
October	576,003	600,502	574,559	378,251	378,014	398,595	309,305	233,430
November	567,913	603,839	616,184	441,033	393,463	403,782	293,687	143,490
December	532,488	574,502	546,552	381,704	345,644	376,068	269,651	156,705
<b>Total</b>	<b>6,488,510</b>	<b>6,885,299</b>	<b>7,053,342</b>	<b>5,326,369</b>	<b>4,557,504</b>	<b>4,649,783</b>	<b>3,306,450</b>	<b>1,891,145</b>

Note : The coronavirus 2019 (COVID-19) outbreak from December 2019 has affected the number of passengers using public transport.

Data source: Bangkok Thanakom Company Limited



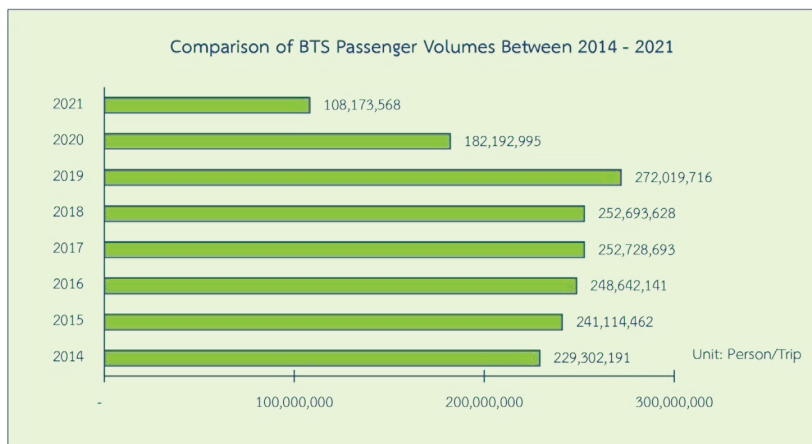
## Number of The Bangkok Mass Transit System (BTS Green Line) passengers from 2014 to 2021

Unit: Person/Trip

Month	Passenger Volumes							
	2014	2015	2016	2017	2018	2019	2020	2021
January	20,611,523	19,513,504	20,306,805	20,742,744	21,159,392	22,505,714	24,190,184	9,388,884
February	19,400,683	18,710,564	19,836,878	19,726,317	20,091,224	20,557,460	21,192,293	12,083,330
March	19,305,351	20,818,595	21,695,461	22,477,380	21,795,272	23,034,451	13,909,501	16,759,946
April	17,466,001	18,800,466	18,654,070	19,039,667	18,704,217	20,427,086	4,349,523	9,227,507
May	18,049,456	19,369,314	19,380,412	20,256,875	20,241,926	21,876,978	6,876,989	5,883,612
June	18,142,405	20,413,334	21,197,121	21,567,387	21,031,890	22,518,771	11,713,028	7,415,403
July	19,002,832	21,188,430	21,216,886	21,166,958	20,725,378	23,070,043	14,909,931	4,920,303
August	19,273,763	20,217,425	22,326,459	22,482,635	22,601,509	24,099,724	16,779,652	3,966,510
September	18,975,168	20,089,582	21,232,678	21,522,875	20,968,102	22,945,487	17,265,925	6,297,119
October	19,803,558	20,673,981	20,880,606	20,350,664	21,087,953	23,265,562	17,398,542	8,460,263
November	19,644,528	20,839,586	21,079,469	22,094,070	22,279,371	23,618,688	17,423,346	10,875,635
December	19,626,923	20,479,681	20,835,296	21,301,121	22,007,394	24,099,752	16,184,081	12,895,056
<b>Total</b>	<b>229,302,191</b>	<b>241,114,462</b>	<b>248,642,141</b>	<b>252,728,693</b>	<b>252,693,628</b>	<b>272,019,716</b>	<b>182,192,995</b>	<b>108,173,568</b>

Note : The coronavirus 2019 (COVID-19) outbreak from December 2019 has affected the number of passengers using public transport.

Data source: Bangkok Thanakorn Company Limited



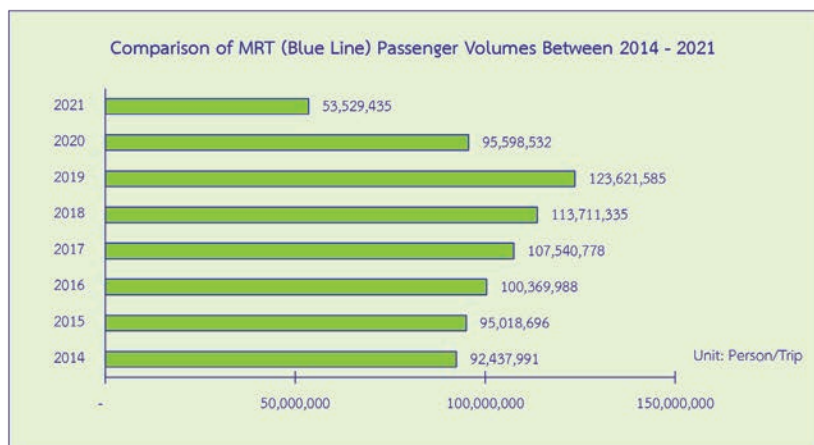
## Number of The Metropolitan Rapid Transit (MRT Blue Line) passengers from 2014 to 2021

Unit: Person/Trip

Month	Passenger Volumes							
	2014	2015	2016	2017	2018	2019	2020	2021
January	8,613,608	7,588,091	7,925,051	8,531,801	9,269,590	9,822,359	12,364,467	4,688,335
February	8,212,613	7,542,203	8,052,450	8,397,224	9,059,167	9,007,716	10,651,705	6,093,370
March	8,123,428	8,352,517	8,775,482	9,561,089	9,775,861	10,245,277	7,376,598	8,450,658
April	6,990,396	7,128,426	7,448,953	7,983,249	8,339,697	8,899,237	2,354,680	4,406,056
May	7,265,594	7,402,163	7,605,493	8,500,034	9,141,949	8,760,688	3,682,817	2,800,713
June	7,398,749	8,062,328	8,375,255	9,077,038	9,493,263	9,351,640	6,080,460	3,628,010
July	7,536,115	8,241,610	8,344,516	8,743,210	9,335,146	9,879,495	7,854,425	2,393,607
August	7,481,573	8,089,165	8,868,840	9,726,678	10,261,136	11,110,334	8,931,350	1,934,287
September	7,688,292	8,255,072	8,823,306	9,594,712	9,759,838	11,515,694	9,309,907	3,003,451
October	8,183,154	8,573,088	9,034,830	9,003,734	9,953,696	11,636,289	9,297,835	4,212,443
November	7,593,925	8,201,684	8,711,077	9,668,809	10,284,189	12,383,008	9,352,565	5,603,480
December	7,350,544	7,582,349	8,404,735	8,753,200	9,037,803	11,009,848	8,341,723	6,315,025
<b>Total</b>	<b>92,437,991</b>	<b>95,018,696</b>	<b>100,369,988</b>	<b>107,540,778</b>	<b>113,711,335</b>	<b>123,621,585</b>	<b>95,598,532</b>	<b>53,529,435</b>

Note : The coronavirus 2019 (COVID-19) outbreak from December 2019 has affected the number of passengers using public transport.

Data source: Mass Rapid Transit Authority of Thailand



## Number of The Metropolitan Rapid Transit (MRT Purple Line) passengers from 2016 to 2021

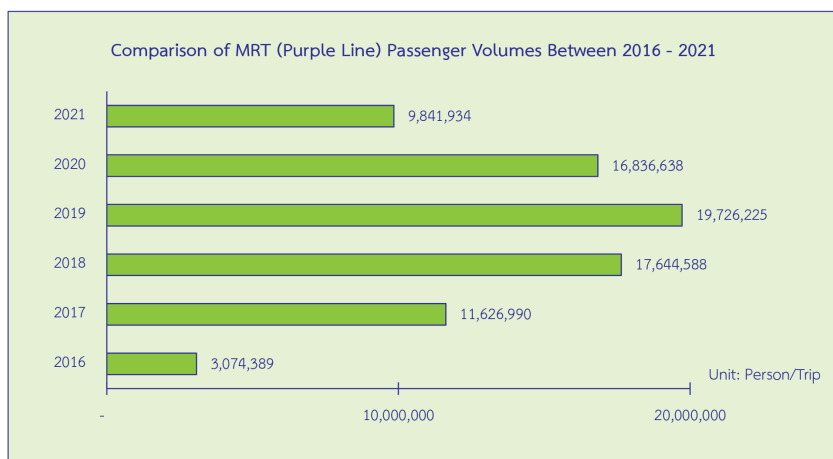
Unit: Person/Trip

Month	Passenger Volumes					
	2016	2017	2018	2019	2020	2021
January	-	639,812	1,325,182	1,591,763	1,827,785	874,003
February	-	610,886	1,269,618	1,443,333	1,664,132	1,081,911
March	-	719,176	1,410,832	1,664,735	1,227,632	1,519,470
April	-	631,330	1,224,975	1,458,908	439,198	793,627
May	-	748,284	1,396,632	1,530,913	674,483	521,801
June	-	817,286	1,498,926	1,675,410	1,094,334	677,964
July	-	823,372	1,507,014	1,745,717	1,442,882	466,186
August	532,026	1,206,858	1,680,922	1,809,166	1,643,622	379,302
September	629,963	1,407,258	1,603,677	1,743,133	1,754,362	571,916
October	650,772	1,376,904	1,590,770	1,729,692	1,759,392	786,150
November	647,266	1,395,564	1,652,396	1,755,398	1,745,557	1,029,941
December	614,362	1,250,260	1,483,644	1,578,057	1,563,259	1,139,663
<b>Total</b>	<b>3,074,389</b>	<b>11,626,990</b>	<b>17,644,588</b>	<b>19,726,225</b>	<b>16,836,638</b>	<b>9,841,934</b>

Note : 1. The Metropolitan Rapid Transit (MRT Purple Line) Opened on August 6, 2016

2. The coronavirus 2019 (COVID-19) outbreak from December 2019 has affected the number of passengers using public transport.

Data source: Mass Rapid Transit Authority of Thailand





### Number of The Bangkok Airport Rail Link passengers from 2012 to 2021

Unit: Person/Trip

Month	Express Line				City Line								
	2012	2013	2014	2014	2012	2013	2014	2015	2016	2017	2018	2019	2020
January	90,043	55,008	40,910	1,159,814	1,238,638	1,455,943	1,497,649	1,702,862	1,851,563	1,915,126	2,176,185	2,248,378	665,318
February	86,773	37,225	33,457	1,190,382	1,127,129	1,335,371	1,451,172	1,691,934	1,809,201	1,860,849	1,987,763	1,876,437	857,469
March	83,624	42,758	33,834	1,257,850	1,332,950	1,448,745	1,654,484	1,834,349	1,998,260	2,053,686	2,304,030	1,233,846	1,266,740
April	80,047	38,946	20,715	1,122,694	1,149,577	1,338,651	1,497,636	1,585,135	1,762,902	1,717,567	2,065,033	378,514	706,309
May	73,587	38,657	9,189	1,178,709	1,187,544	1,348,821	1,526,181	1,624,568	1,812,964	1,818,250	1,959,466	535,656	425,848
June	62,116	35,688	7,835	1,163,903	1,201,034	1,336,199	1,588,722	1,742,959	1,828,689	1,872,817	2,132,206	844,483	543,482
July	76,796	40,561	9,416	1,246,523	1,297,170	1,448,628	1,734,046	1,788,300	1,875,714	1,932,744	2,194,979	1,106,539	359,196
August	90,434	44,296	9,264	1,259,168	1,371,941	1,517,461	1,698,676	1,918,731	2,008,516	2,105,543	2,283,145	1,271,062	290,115
September	87,854	42,878	104	1,264,146	1,302,254	1,408,558	1,630,167	1,818,799	1,911,364	1,981,117	2,177,897	1,354,897	440,789
October	63,760	39,544	-	1,220,532	1,361,012	1,454,465	1,690,874	1,841,452	1,907,191	2,081,574	2,198,718	1,369,442	608,421
November	72,584	44,180	-	1,241,994	1,451,035	1,464,153	1,741,408	1,873,791	2,014,868	2,198,995	2,296,845	1,438,307	830,062
December	76,960	43,182	-	1,185,724	1,358,044	1,446,225	1,663,512	1,759,616	1,854,371	2,032,778	2,079,245	1,276,846	960,622
<b>Total</b>	<b>944,578</b>	<b>502,923</b>	<b>164,724</b>	<b>14,491,439</b>	<b>15,378,328</b>	<b>17,003,220</b>	<b>19,374,527</b>	<b>21,182,496</b>	<b>22,635,603</b>	<b>23,571,046</b>	<b>25,855,512</b>	<b>14,934,407</b>	<b>7,954,371</b>

Note : 1. No Express Line service since September 6, 2014.

2. The coronavirus 2019 (COVID-19) outbreak from December 2019 has affected the number of passengers using public transport.

Data source : S.R.T Electrified Train Co., Ltd.

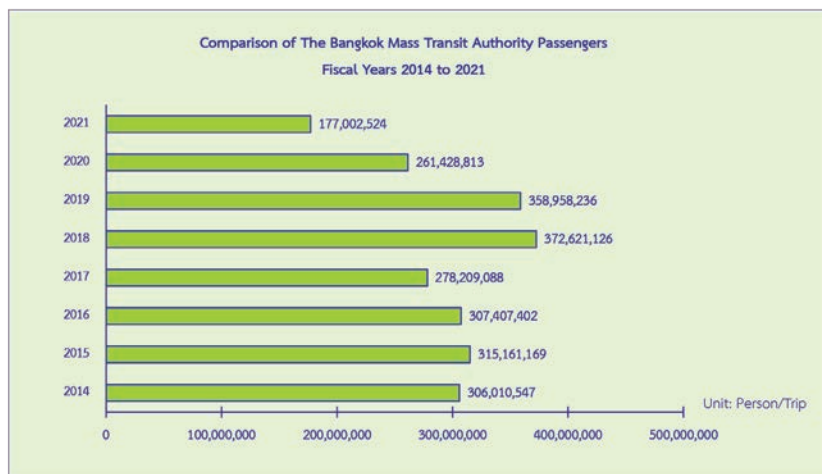
**Number of The Bangkok Mass Transit Authority (BMTA) Passengers  
Fiscal Years 2014 to 2021**

Unit: Person/Trip

Month	Passenger Volumes							
	2014	2015	2016	2017	2018	2019	2020	2021
October/Previous Year	26,870,555	26,284,339	25,941,707	23,925,017	23,093,328	31,717,273	28,056,684	21,303,985
November	27,022,116	26,638,923	26,150,824	23,378,619	31,374,164	32,459,535	27,781,372	20,783,539
December	25,755,070	26,387,000	25,760,212	22,913,068	31,189,218	31,033,940	27,088,565	20,217,379
January/Present Year	23,845,030	26,460,619	26,168,442	23,130,514	32,625,014	32,006,241	27,772,840	14,853,043
February	22,155,506	25,274,623	25,411,626	21,613,545	30,315,518	28,829,914	25,195,434	16,313,231
March	26,327,516	27,279,381	26,940,289	24,173,257	32,537,617	31,532,281	20,423,403	19,883,088
April	24,286,465	25,150,689	24,449,176	21,921,102	29,499,674	28,236,249	9,930,982	13,823,183
May	24,957,082	25,717,558	24,935,597	22,710,561	31,535,530	28,557,220	13,660,004	10,425,817
June	25,698,055	26,196,339	25,382,674	23,510,942	32,384,373	28,704,098	17,536,640	11,422,747
July	26,580,072	27,292,258	25,357,848	23,443,566	32,831,765	28,836,816	20,734,279	9,154,330
August	26,427,718	26,299,553	26,205,064	24,239,338	33,507,520	29,139,032	22,021,457	8,171,917
September	26,085,362	26,179,887	24,703,943	23,249,559	31,727,405	27,905,637	21,227,153	10,650,265
<b>Total</b>	<b>306,010,547</b>	<b>315,161,169</b>	<b>307,407,402</b>	<b>278,209,088</b>	<b>372,621,126</b>	<b>358,958,236</b>	<b>261,428,813</b>	<b>177,002,524</b>

Note : The coronavirus 2019 (COVID-19) outbreak from December 2019 has affected the number of passengers using public transport.

Data source: Bangkok Mass Transit Authority, BMTA



Statistics on the number of newly registered cars in Bangkok, 2014 - 2021

Unit : car

Type of Vehicle	2014	2015	2016	2017	2018	2019	2020	2021
<b>Grand Total</b>	<b>846,497</b>	<b>811,222</b>	<b>871,502</b>	<b>945,999</b>	<b>970,818</b>	<b>975,204</b>	<b>834,835</b>	<b>809,743</b>
<b>a. Total Vehicle under Motor Vehicle Act.</b>	<b>832,511</b>	<b>796,167</b>	<b>858,470</b>	<b>933,886</b>	<b>958,036</b>	<b>960,625</b>	<b>815,802</b>	<b>796,590</b>
Ror Yor 1 Sedan (not more than 7 passengers)	305,233	275,592	287,968	331,098	348,728	374,302	292,295	269,825
Ror Yor 2 Microbus & Passenger Van	12,602	8,495	8,101	13,489	10,345	10,934	16,170	11,576
Ror Yor 3 Van & Pick Up	85,097	79,824	81,935	85,970	95,834	89,553	72,609	71,049
Ror Yor 4 Motorcycle	39	51	55	35	54	31	34	16
Ror Yor 6 Urban Taxi	7,641	9,409	7,998	8,241	14,532	7,785	3,567	980
Ror Yor 7 Fixed Route Taxi	37	45	47	28	32	21	6	14
Ror Yor 8 Motorcycle taxi (Tuk Tuk)	6	42	352	7	35	18	93	27
Ror Yor 9 Hotel Taxi	338	63	37	46	283	45	17	-
Ror Yor 10 Tour Taxi	135	204	78	93	168	271	135	6
Ror Yor 11 Car For Hire	1	15	9	16	17	7	3	-
Ror Yor 12 Motorcycle	405,649	408,520	455,830	479,586	472,808	463,615	413,760	427,685
Ror Yor 13 Tractor	13,089	11,712	12,524	11,610	11,559	10,575	12,595	13,506
Ror Yor 14 Road Roller	222	292	360	366	311	193	293	315
Ror Yor 15 Farm Vehicle	-	-	-	-	-	-	-	-
Ror Yor 16 Automobile Trailer	187	254	292	388	549	745	923	915
Ror Yor 17 Public Motorcycle	2,235	2,249	2,884	2,913	2,781	2,530	1,302	676
<b>b. Total vehicles under Land Transport Act.</b>	<b>13,986</b>	<b>14,455</b>	<b>13,032</b>	<b>12,113</b>	<b>12,782</b>	<b>14,579</b>	<b>19,033</b>	<b>13,153</b>
<b>Bus : Total</b>	<b>3,469</b>	<b>4,430</b>	<b>3,082</b>	<b>2,979</b>	<b>4,198</b>	<b>4,670</b>	<b>2,598</b>	<b>1,143</b>
- Fixed Route Bus	1,579	1,740	406	667	1,007	2,015	1,239	556
- Non Fixed Route Bus	1,740	2,535	2,522	2,124	3,026	2,442	1,153	361
- Private Bus	150	155	154	188	165	213	206	226
<b>Truck : Total</b>	<b>10,517</b>	<b>10,025</b>	<b>9,950</b>	<b>9,134</b>	<b>8,584</b>	<b>9,909</b>	<b>16,435</b>	<b>12,010</b>
- Non Fixed route truck	6,041	5,942	5,500	6,100	5,765	6,321	13,328	7,921
- Private truck	4,476	4,083	4,450	3,034	2,819	3,588	3,107	4,089

Source : Planning Division, Department of Land Transport

Statistics on the number of cars registered in Bangkok accumulated as of December 31, 2014 - 2021

Unit : car

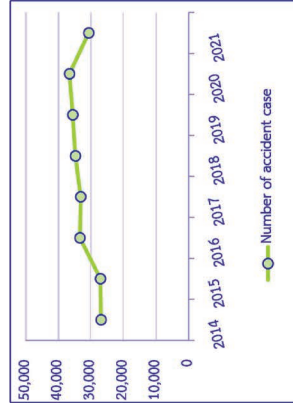
Type of Vehicle	2014	2015	2016	2017	2018	2019	2020	2021
<b>Grand Total</b>	<b>8,651,172</b>	<b>9,018,594</b>	<b>9,363,588</b>	<b>9,778,661</b>	<b>10,244,144</b>	<b>10,686,442</b>	<b>10,971,799</b>	<b>11,244,732</b>
<b>a. Total Vehicle under Motor Vehicle Act.</b>	<b>8,476,590</b>	<b>8,840,195</b>	<b>9,181,486</b>	<b>9,593,706</b>	<b>10,056,726</b>	<b>10,497,271</b>	<b>10,779,612</b>	<b>11,051,186</b>
Ror Yor 1 Sedan (not more than 7 passengers)	3,592,212	3,799,125	4,001,423	4,242,556	4,501,405	4,766,656	4,950,810	5,100,317
Ror Yor 2 Microbus & Passenger Van	217,717	214,394	210,625	214,368	213,511	213,663	220,196	222,959
Ror Yor 3 Van & Pick Up	1,200,273	1,242,201	1,282,212	1,322,841	1,373,053	1,415,421	1,436,271	1,459,893
Ror Yor 4 Motorcycle	824	832	848	839	848	836	816	770
Ror Yor 6 Urban Taxi	109,422	100,200	91,290	77,864	81,817	81,517	76,538	81,461
Ror Yor 7 Fixed Route Taxi	2,574	2,481	2,412	2,177	2,123	2,015	1,923	1,851
Ror Yor 8 Motorcycle taxi (Tuk Tuk)	8,983	9,008	9,354	9,333	9,336	9,310	9,256	9,183
Ror Yor 9 Hotel Taxi	703	708	686	667	748	598	513	483
Ror Yor 10 Tour Taxi	1,194	1,393	1,460	1,610	1,879	2,116	1,865	1,510
Ror Yor 11 Car For Hire	61	57	51	54	85	79	44	39
Ror Yor 12 Motorcycle	3,168,496	3,284,422	3,382,378	3,521,127	3,669,600	3,803,215	3,879,353	3,971,771
Ror Yor 13 Tractor	80,453	88,089	91,662	94,155	97,237	101,009	105,420	109,618
Ror Yor 14 Road Roller	3,320	3,486	3,669	3,835	3,977	4,066	4,139	4,245
Ror Yor 15 Farm Vehicle	4	6	6	7	7	7	7	7
Ror Yor 16 Automobile Trailer	1,881	2,058	2,269	2,609	3,061	3,686	4,501	5,225
Ror Yor 17 Public Motorcycle	88,473	91,735	101,141	99,664	98,039	93,077	87,960	81,854
<b>b. Total vehicles under Land Transport Act.</b>	<b>174,582</b>	<b>178,399</b>	<b>182,102</b>	<b>184,955</b>	<b>187,418</b>	<b>189,171</b>	<b>192,187</b>	<b>193,546</b>
<b>Bus : Total</b>	<b>40,616</b>	<b>42,794</b>	<b>43,796</b>	<b>43,246</b>	<b>44,410</b>	<b>44,541</b>	<b>39,865</b>	<b>37,344</b>
- Fixed Route Bus	24,227	24,585	23,847	22,563	21,621	20,299	18,551	17,489
- Non Fixed Route Bus	13,263	15,151	16,915	17,561	19,646	21,073	18,119	16,590
- Private Bus	3,126	3,058	3,034	3,122	3,143	3,169	3,195	3,265
<b>Truck : Total</b>	<b>133,966</b>	<b>135,605</b>	<b>138,306</b>	<b>141,709</b>	<b>143,008</b>	<b>144,630</b>	<b>152,322</b>	<b>156,202</b>
- Non Fixed route truck	69,781	71,639	73,995	76,640	78,430	80,128	87,951	91,132
- Private truck	64,185	63,966	64,311	65,069	64,578	64,502	64,371	65,070

Source : Planning Division, Department of Land Transport

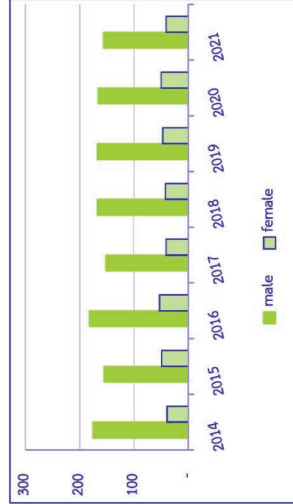
Statistics on the number of traffic accidents in Bangkok 2014 - 2021

Year	Number of accident case		Number of Deaths (people)		Number of Serious Injuries (people)		Number of Minor Injuries (people)			Property value damaged (Baht)	
	male	female	total	male	female	total	male	female	total		
2014	26,928	176	39	215	5	2	7	204	98	302	66,657,377
2015	27,095	155	49	204	20	10	30	805	404	1,209	37,491,443
2016	33,411	182	53	235	134	56	190	6,256	3,119	9,375	15,485,400
2017	33,163	152	41	193	116	52	168	7,899	3,804	11,703	9,109,000
2018	34,772	168	42	210	103	45	148	8,656	4,055	12,711	7,152,000
2019	35,653	168	47	215	133	77	210	10,417	4,713	15,130	23,346,975
2020	36,649	166	50	216	177	91	268	12,414	5,729	18,143	33,346,000
2021	30,722	156	41	197	140	77	217	10,275	4,631	14,906	26,026,440

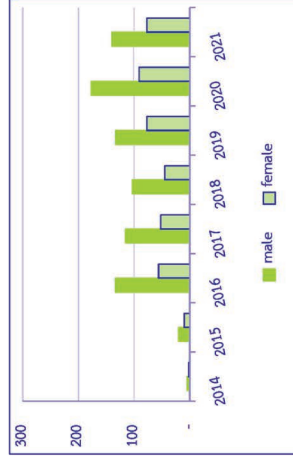
Source : Metropolitan Police Headquarters, Royal Thai Police



the number of traffic accident cases Year 2014 - 2021



the number of people seriously injured in traffic accidents Year 2014 - 2021



the number of deaths in traffic accidents 2014 - 2021

Statistics on the number of traffic accidents in Bangkok 2014 - 2021


Classified by Vehicle Type

Unit : person/case

Type of Vehicles	Year									
	2014	2015	2016	2017	2018	2019	2020	2021		
1. Pedestrian	709	589	1,014	1,018	927	1,022	1,088	722		
2. Bicycle	109	132	582	482	487	487	384	337		
3. Tricycle	11	7	21	11	19	17	19	8		
4. Motorcycle	9,185	10,206	10,634	11,213	11,044	11,934	13,969	12,383		
5. Motortricycle	156	159	145	115	131	114	96	54		
6. Passenger Car	11,314	12,385	12,553	12,827	13,049	13,785	14,293	11,271		
7. Small Bus (Van)	356	376	353	300	261	299	252	131		
8. Small Truck (Pickup)	2,388	2,360	2,180	2,606	2,117	2,148	2,656	2,804		
9. Bus	411	454	412	389	353	376	347	230		
10. 6 - Wheeled Truck	323	343	323	290	266	267	263	338		
11. 10 - Wheeled Truck or more	438	448	454	413	415	371	390	351		
12. Agriculture car	-	-	1	-	-	-	-	1		
13. Taxi	1,927	2,024	1,860	1,661	1,725	1,598	1,554	1,071		
14. other	26,748	29,042	29,788	30,527	30,094	31,573	34,391	29,127		
<b>Total</b>	<b>54,075</b>	<b>58,525</b>	<b>60,320</b>	<b>61,852</b>	<b>60,888</b>	<b>63,991</b>	<b>69,702</b>	<b>58,828</b>		

Source : Metropolitan Police Headquarters, Royal Thai Police





Traffic and Transportation Department  
Bangkok Metropolitan Administration (BMA)  
44 Vibhavadi Rangsit Road, Din Daeng, Bangkok 10400  
Tel. 0 2354 1212 Fax. 0 2354 1210



<http://www.bangkok.go.th/traffic/>